

Actual developments in international elite sport

Dr. Hartmut Sandner
Institute for Applied
Training Science Leipzig

Ein Institut
im Verein IAT/FES des DOSB e. V.

Gefördert durch:



Bundesministerium
des Innern

aufgrund eines Beschlusses
des Deutschen Bundestages

European ASPC Forum

Papendal
The Netherlands
24. September 2014

Important topics for elite sport development (1980s)

1. **Definition of clear and challenging goals** for the system as a whole as well as for its different elements based on detailed analyses of the international as well as of the national state-of-the-art
2. **Clear and strict management structures** on national level (NOC, NGOs) as well as on the level of the sport associations for the preparation and implementation of necessary decisions with an unequivocal definition of duties, responsibilities and rights
3. Effective structures and **organisation of coaches'** academic **training** and further education
4. System of **applied training science and research** with an interdisciplinary sport-specific approach to the benefit of athletic performance as a link between theory and practice
5. Development and control of **scientifically based sport specific training systems**
6. **Long-term approach of performance development** both with respect to training content and effective solutions for the combination between school and academic education and advanced athletic training
7. Country-wide **adapted school and academic training system for gifted young athletes**
8. Comprehensive **system of talent scouting and identification** and a challenging national competition system on local, regional, national and international level for all age-groups in junior elite sport
9. A well functioning system of **sports medical care for all age-groups** and research
10. **Allocation of resources and funds available to a selected number of sports** which were considered to guarantee a high international performance standard to win medals in major international events

Source: Sandner, 2004

International developmental trends in elite sport

Medialisation/
commercialisation,
increase in competitions'
attractivity

Extention of the competition
calendar and changes in
the competition system

Concentration on selected
“national” sports

Changes in rules and
regulations and in the
qualification systems

Continuing (partially jerky)
performance development

Improvement of competition
equipment, esp. sport
apparatuses

Increasing coaches' and
athletes' transfer

Increase in performance density
Higher financial bonuses
Increasing willingness to
take a risk

Expansion of elite
sport research

“Organisation” of com-
petition performance being
at the place of the event,
(High-Performance-Center),
complex application of IT and
video solutions

Increasing anti-doping-
actions

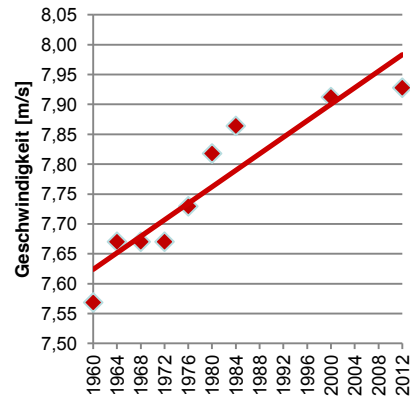
A stagnation or continuous development of athletic performance?

The difference between performances of medallists (rank 1-3), finalists (rank 5-8) and no-finalists is not changing or getting smaller?

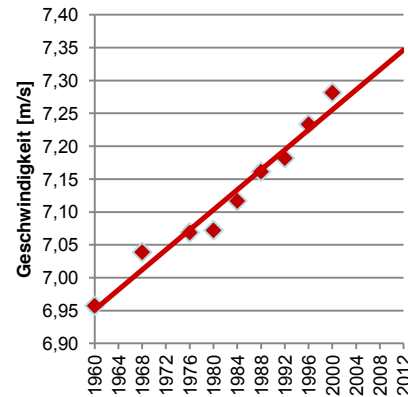
A stable number of athletes or more athletes resp. teams compete on a performance level enabling them to win medal?

Development of the world records in male's running and race walking events in track and field 1960-2012

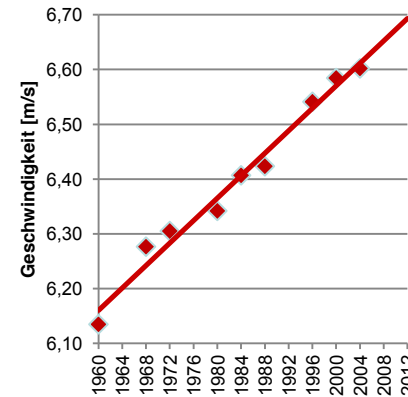
800m



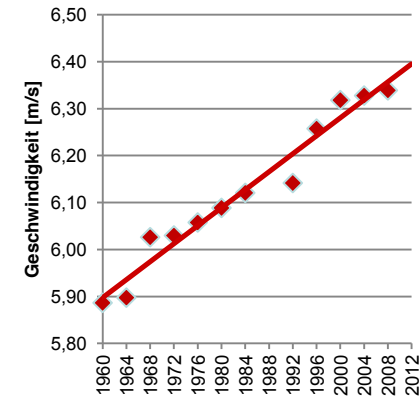
1.500m



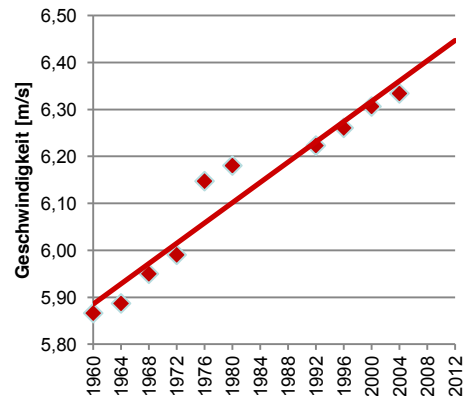
5.000m



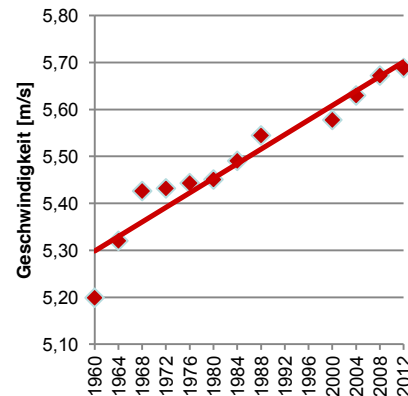
10.000m



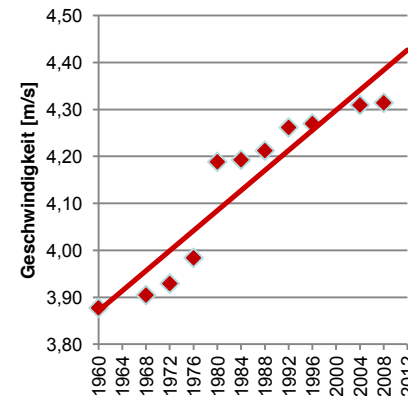
3.000m H



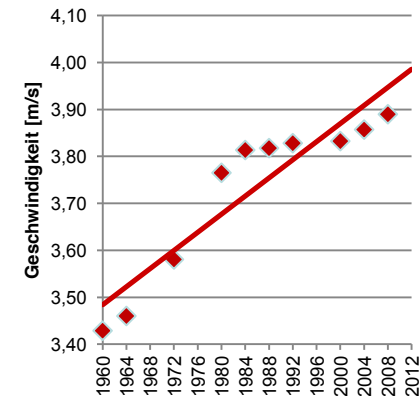
Marathon



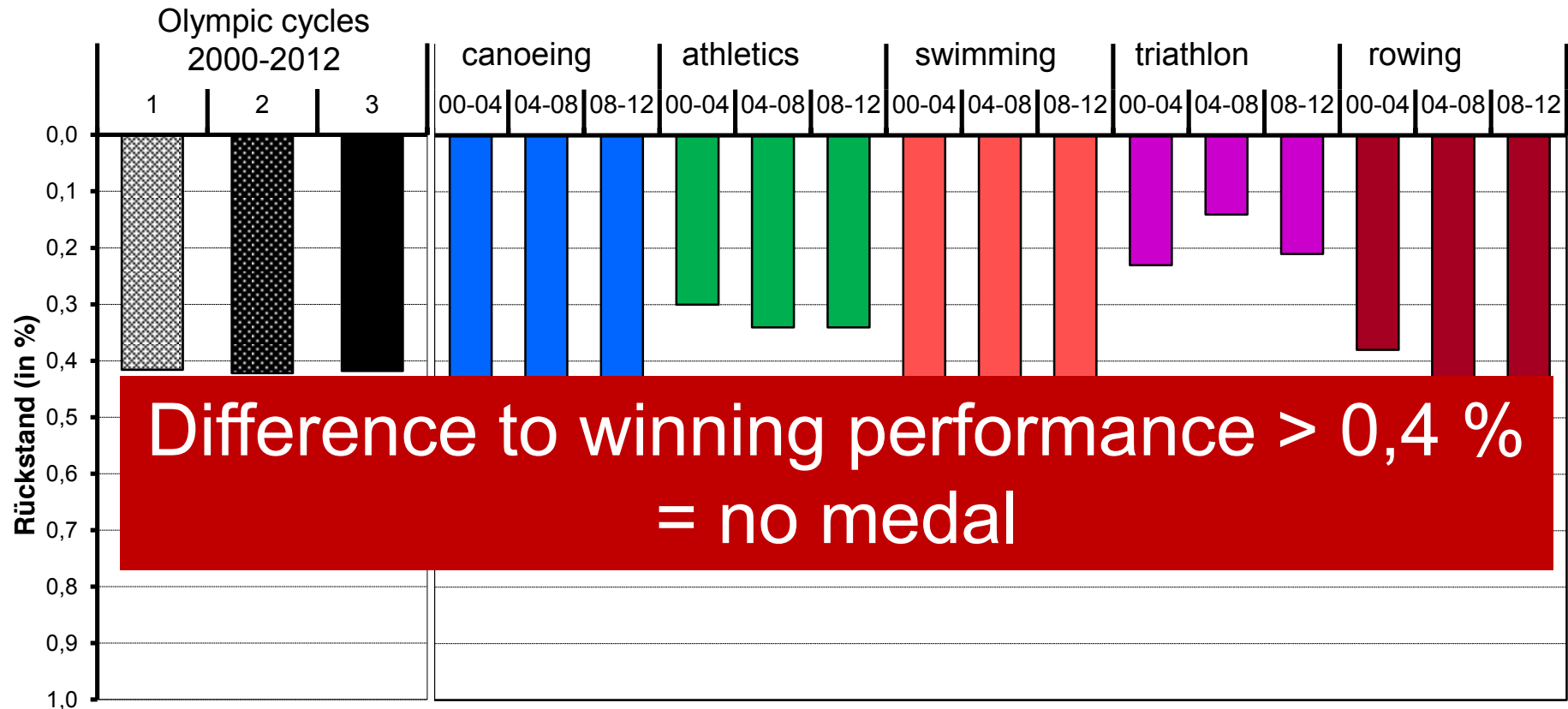
20km walking



50km walking

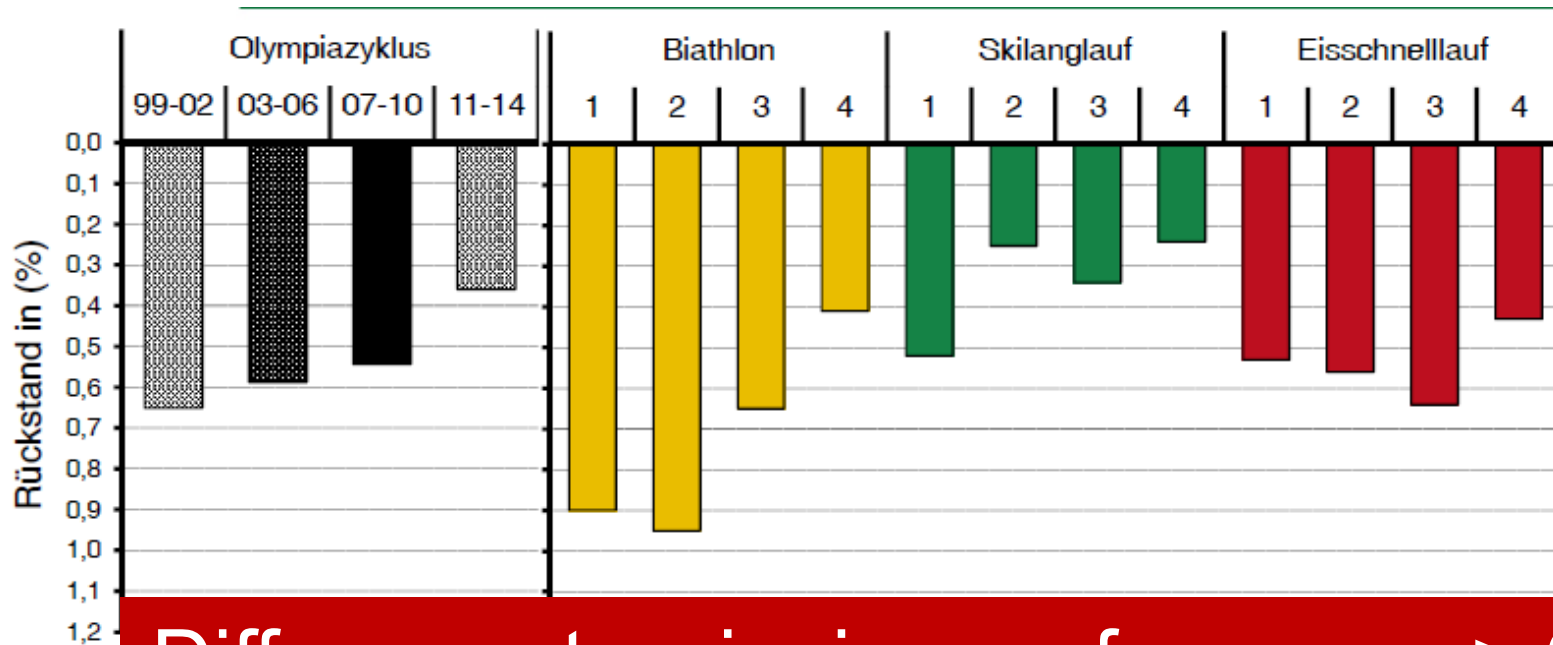


Planning for performance - planning for success?



Development of performance density in selected summer endurance sports (Ø rank 1-3, Olympic events, men) in three Olympic cycles





Planning for performance - planning for success?







**Difference to winning performance > 0,4 %
= no medal**

Source: J. Wick (2014). Olympiaanalyse Sotschi 2014
Ausdauersportarten

Olympic Games facts

	nations	events	max. n-medals	athletes	women
	199	300	501	10.651	38,2 %
	201	301	513	10.625	40,7 %
	204	302	504	10.942	42,4 %
	204	302	496	10.923	44,4 %

	nations	events	athletes	women
	77	78	2.399	36,1 %
	80	84	2.508	38,3 %
	82	86	2.566	40,7 %
	88	98	2.817	41,2 %

Source: IOC

Long-term comparison – sustainability – Olympic Summer Games 2008 - 2012

rank	country		G	S	B	4	5	6	7	8	Pt.	+/-
1	United States of America	104	46	29	29	26	29	17	19	18	1098	+2%
	OS Beijing2008	110	36	38	36	21	30	11	16	14	1074	
2	People's Republic of China	88	38	27	23	17	15	13	11	5	842	-13%
	OS Beijing2008	100	51	21	28	21	20	12	8	9	969	
3	Great Britain	65	29	17	19	7	32	14	12	15	709	+40%
	OS Beijing2008	47	19	13	15	9	9	18	12	15	507	
4	Russian Federation	82	24	26	32	20	26	14	12	16	852	+6%
	OS Beijing2008	73	23	21	29	20	22	20	17	16	803	
5	Korea	28	13	8	7	10	9	2	5	4	308	+8%
	OS Beijing2008	31	13	10	8	3	7	3	3	5	285	
6	Federal Republic of Germany	44	11	19	14	13	21	19	11	14	547	+10%
	OS Beijing2008	41	16	10	15	14	20	8	11	14	498	
7	France	34	11	11	12	14	12	10	10	12	417	-14%
	OS Beijing2008	41	7	16	18	9	23	9	18	7	483	
8	Italy	28	8	9	11	8	21	3	11	8	356	0%
	OS Beijing2008	27	8	9	10	13	15	8	8	4	356	
9	Hungary	17	8	4	6	4	5	7	2	3	196	+21%
	OS Beijing2008	10	3	5	2	8	6	4	5	5	162	
10	Australia	35	7	16	12	10	19	10	13	9	431	-18%
	OS Beijing2008	46	14	15	17	11	16	19	10	9	524	
11	Japan	38	7	14	17	5	16	7	7	7	387	+17%
	OS Beijing2008	25	9	6	10	8	13	12	9	10	330	

Long-term comparison – sustainability – Olympic Summer Games 2008 - 2012

rank	country		G	S	B	4	5	6	7	8	Pt.	+/-
1	United States of America	104	46	29	29	26	29	17	19	18	1098	+2%
	OS Beijing2008	110	36	38	36	21	30	11	16	14	1074	
2	People's Republic of China	88	38	27	23	17	15	13	11	5	842	-13%
	OS Beijing2008	100	51	21	28	21	20	12	8	9	969	
3	Great Britain	65	29	17	19	7	32	14	12	15	709	+40%

TOP 11 = 5,3 % of all participating NOCs

4.026 athletes = 36,5 % of all olympians

202 gold medals = 66,9 % of all Olympic champions

8	Italy	28	8	9	11	8	21	3	11	8	356	0%
	OS Beijing2008	27	8	9	10	13	15	8	8	4	356	
9	Hungary	17	8	4	6	4	5	7	2	3	196	+21%
	OS Beijing2008	10	3	5	2	8	6	4	5	5	162	
10	Australia	35	7	16	12	10	19	10	13	9	431	-18%
	OS Beijing2008	46	14	15	17	11	16	19	10	9	524	
11	Japan	38	7	14	17	5	16	7	7	7	387	+17%
	OS Beijing2008	25	9	6	10	8	13	12	9	10	330	

Long-term comparison – sustainability – Olympic Winter Games 2010 - 2014

			2014	2010	2006	2002	1998	1994	1992
1	Russland	Platz	1	11	4	5	3	1	2
		Medaillen	33	15	22	14	18	22	23
2	Norwegen	Platz	2	4	13	1	2	2	3
		Medaillen	26	23	19	25	25	26	20
3	Kanada	Platz	3	1	5	4	4	7	9
		Medaillen	25	26	24	17	17	13	7
4	USA	Platz	4	3	2	2	5	5	5
		Medaillen	28	37	25	34	13	13	11
5	Niederlande	Platz	5	10	11	9	6	18	12
		Medaillen	24	8	9	9	11	4	4
6	Deutschland	Platz	6	2	1	2	1	3	1
		Medaillen	19	30	29	36	29	25	26
7	Schweiz	Platz	7	6	8	11	12	8	13
		Medaillen	11	9	14	11	7	9	4
8	Weißrussland	Platz	8	18	21	23	21	-	-
		Medaillen	6	3	1	1	2	-	-
9	Österreich	Platz	9	9	3	10	8	8	4
		Medaillen	17	16	23	17	17	9	20
10	Frankreich	Platz	10	12	10	6	13	17	7
		Medaillen	15	11	9	11	8	5	9
11	Polen	Platz	11	15	20	22	28	26	29
		Medaillen	6	6	1	2	0	0	0
12	China	Platz	12	8	14	13	16	19	15
		Medaillen	9	11	11	8	8	3	3
13	Korea	Platz	13	5	7	14	9	6	10
		Medaillen	8	14	11	4	6	6	4
14	Schweden	Platz	14	7	6	19	17	16	14
		Medaillen	15	13	14	7	3	3	4
15	Tschechien	Platz	15	14	15	16	14	25	18
		Medaillen	8	6	4	3	3	0	3
16	Slowenien	Platz	16	21	29	24	27	20	24
		Medaillen	8	3	0	1	0	3	0
17	Japan	Platz	17	20	18	21	7	12	11
		Medaillen	8	5	1	2	10	5	7
18	Finnland	Platz	18	24	19	8	11	16	8
		Medaillen	5	5	9	7	12	6	7
22	Italien	Platz	22	16	9	7	10	4	6
		Medaillen	8	5	11	13	10	20	14

Long-term comparison – sustainability – Olympic Winter Games 2010 - 2014

Platz	Land	Medaillen	G	S	B	4	5	6	7	8	Pkt.	+/-
1	Russland	33/255/13 %	13	11	9	9	13	9	7	4	377	104 %
	OS Vancouver 2010	15	3	5	7	9		6	8	5	185	
2	Norwegen	26/255/10 %	11	5	10	11	8	6	6	4	304	24 %
	OS Vancouver 2010	23	9	8	6	6	5	5	4	8	245	
3	Kanada	25/255/10 %	10	10	5	6	7	6	9	4	278	-18 %
	OS Vancouver 2010	26	14	7	5	7	17	9	6	6	339	
4	USA	28/255/11 %	9	7	12	8	4	11	9	12	312	-12 %
	OS Vancouver 2010	37	9	15	13	8	5	8	5	7	356	
5	Niederlande	24/255/9 %	8	7	9	4	4	4	1	1	218	108 %
	OS Vancouver 2010	8	4	1	3	4	2	4	3	2	105	
6	Deutschland	19/255/7 %	8	6	5	9	3	10	4	15	246	-24 %
	OS Vancouver 2010	30	10	13	7	8	8	7	5	6	322	
7	Schweiz	11/255/4 %	6	3	2	4	4	2	7	8	145	13 %
	OS Vancouver 2010	9	6		3	6	3	4	3	2	128	
8	Weißrussland	6/255/2 %	5		1		2			1	55	72 %
	OS Vancouver 2010	3	1	1	1	1		1	1	1	32	
9	Österreich	17/255/7 %	4	8	5	4	6	3	6	7	190	-13 %
	OS Vancouver 2010	16	4	6	6	9	7	7	5	5	219	
10	Frankreich	15/255/6 %	4	4	7	5	2	7	4	5	169	15 %
	OS Vancouver 2010	11	2	3	6	3	5	8	7	1	147	
11	Polen	6/255/2 %	4	1	1	1	2	2	3	1	71	27 %
	OS Vancouver 2010	6	1	3	2		2	1	2		56	
12	China	9/255/4 %	3	4	2	8	5	2	6	3	145	18 %
	OS Vancouver 2010	11	5	2	4	2	2	4	6	3	123	
13	Korea	8/255/3 %	3	3	2	2		1	2	3	77	-45 %
	OS Vancouver 2010	14	6	6	2	3	4		2	3	140	
14	Schweden	15/255/6 %	2	7	6	2	4	5	5	2	154	6 %
	OS Vancouver 2010	11	5	2	4	8	3	2	3	3	145	
15	Tschechien	8/255/3 %	2	4	2	3	4	3	4	3	107	73 %
	OS Vancouver 2010	6	2		4		1	1	7	1	62	
16	Slowenien	8/255/3 %	2	2	4	3	3	4	1	2	97	102 %
	OS Vancouver 2010	3		2	1	1	2	3	1	4	48	
17	Japan	8/255/3 %	1	4	3	3	8	4	1	4	119	38 %
	OS Vancouver 2010	5		3	2	1	6	2	5	8	86	
18	Finnland	5/255/2 %	1	3	1	3	2	2	2	3	71	-5 %
	OS Vancouver 2010	5		1	4	3	3	4	1	3	75	
19	Großbritannien	4/255/2 %	1	1	2		2	1	4	2	48	71 %
	OS Vancouver 2010	1	1				1	4	1	2	28	
20	Ukraine	2/255/1 %	1		1		1	1	3	1	28	155 %
	OS Vancouver 2010	0					1	1		4	11	
21	Slowakei	1/255/0 %	1				2	2			22	-35 %
	OS Vancouver 2010	3	1	1	1	1	1		1	2	34	
22	Italien	8/255/3 %		2	6	8	4	7	4	7	142	53 %
	OS Vancouver 2010	5	1	1	3	5	2	3	6	6	93	

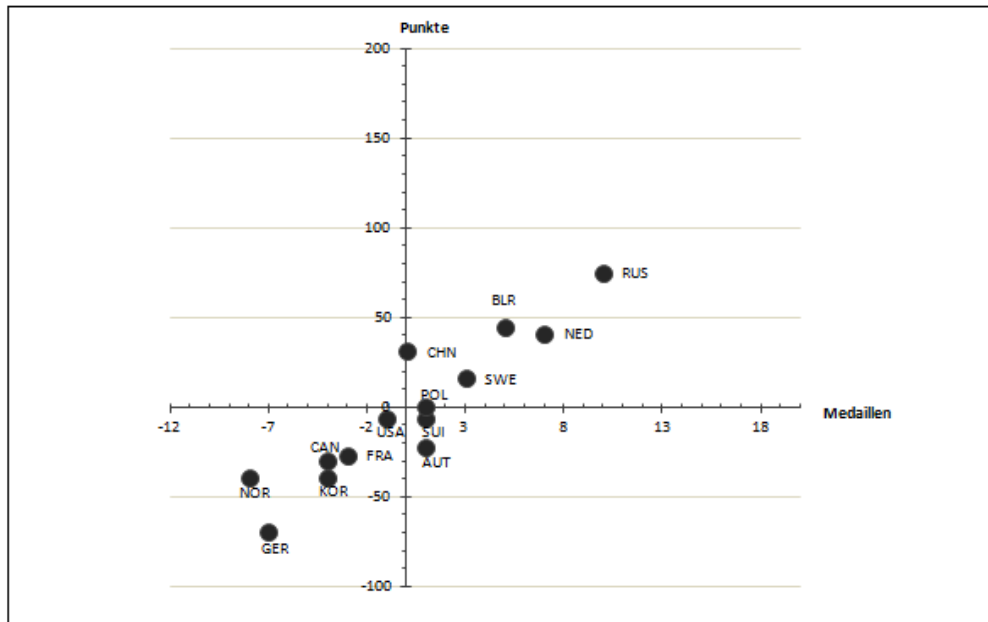
H. Sandner – International elite sport developments – Papendal 2014

Sport specific nations' ranking Sochi 2014

		BIA	BOB	CUR	EH	EKL	ESL	RES	SHT	SKE	ALP	FST	NOR	SNB
1	RUS	4	1	9	6	1	6	2	1	1		9	6	2
2	NOR	1		6			11				6	12	1	11
3	CAN	13	2	1	1	4	7	7		5	10	1		9
4	USA	17	3		2	2	12	6	6	3	2	2	15	1
5	NED		6				1		7					
6	GER	8	7		8	7	8	1		6	5	18	2	8
7	SUI	10	5		5						3	11	5	3
8	BLR	2										3	14	
9	AUT	9						3			1	15	8	4
10	FRA	3				9	15		12		8	4	11	5
11	POL						2	8					3	
12	CHN			4		10	5		2			5		18
13	KOR			10		5	3		3					
14	SWE	15		2	2						11	8	4	16
15	CZE	7			7		4				13		13	6

The TOP15 countries in the sport specific nations' ranking in Sochi 2014

Medal ranking and nations' points in WCh 2013 and 2014 Winter Olympics



Comparison of medals and points of the top countries in the pre-Olympic World Championships 2013 and the Olympic Winter Games 2014

Despite extremely different presuppositions (for example with respect to number of inhabitants and economic power) countries rank among the top in the nations' ranking in the Olympic Summer and Winter Games. They achieve these ranks not only once, but in many cases during a long period, they are very stable.

Which national strategies have been developed to achieve these results? Which national organisational structures and elements are applied?

Clear, challenging targets for the national elite sport – so called stretch goals

Norway „Continuity, quality, creativity“

Rank 1-3 in total medal ranking in Sochi 2014 with more medals and TOP8 ranks than 2010

3 medals (two gold) in the Paralympics 2014

Keeping the actual level of performance in the non-Olympic sports regarding the total number of medals won in international championships.



Germany



Rank 1-5 in total medal ranking in London 2012 with more medals than 2008

Rank 1-3 in total medal ranking in Sochi 2014

New Zealand High Performance Strategy



10 or more Olympic medals in London 2012

18 Paralympic medals in London 2012

Great Britain – Mission 2012 No-Compromise-Strategy



Rank 4 in the London 2012 Olympic Games with more medals in more sports than in 2008

Rank 2 with at least 103 medals in the 2012 Paralympics

4 medals in the Olympic Winter Games 2014


Canada – Own the podium



Winter – Fight for rank 1 with at least 27 medals in the 2014 Olympic Winter Games

Summer - Rank among TOP12 in medal ranking in London 2012 - Rank among TOP8 in medal ranking in the Paralympics 2012

Challenging goals – realistic goals –Summer Games 2012

Year	Rank	 Gold	Silver	Bronze	Σ Medals	4.	5.	6.	7.	8.	Σ 1.-8.	Efficiency quotient
1996	36.	1	8	6	15	8	11	2	7	6	49	
2000	10.	11	10	7	28	12	9	10	7	8	74	5,64
2004	10.	9	9	12	30	11	14	9	17	6	87	5,84
2008	4.	19	13	15	47	9	8	18	13	14	109	9,32
2010-2012	4.	21	28	14	63	16	20	12	13	7	131	
2012	3.	29	17	19	65	8	32	14	12	15	146	13,10


	Target 12	Result 12	Target 08	Result 08	Target 04	Result 04
Badminton	0-1		1			1
Archery	0-1		2		1	1
Boxing	3-5	3	2	3		1
Fencing	0-1					
Gymnastics	1-2	4	1	1	3	
Hockey	1-2	1				
Judo	0-1	2	2		2-3	
Canoing – Flatwater	3-4	2	2	2	2	1
Canoeslalom		2		1		2
Athletics	5-8	6	5	4	5-7	4
Modern Pentathlon	1-2	1	1	1	1	1
Cycling	6-10	12	6	14	5-6	4
Equestrian	3-4	5	3	2	2	3
Rowing	6	9	4	6	3	4
Shooting	0-1	1	2		3	
Swimming	5-7	3	3	6	2	2
Sailing	3-5	5	4	6	3	5
Taekwondo	1-3	2	1	1	2	
Tennis		2				
Triathlon	1-2	2	1		2	
Diving	1-3	1	1		2	1
Gesamt	40-68	65	41	47	38-42	30

17 Sports

4 Sports

Challenging goals – realistic goals – Winter Games 2014

	2014 Target Gold	2014 Result Gold
Biathlon	2	1
Bobsleigh	1-2	2
Speedskating	2	
Cross-Country Skiing	4	1
Luge	1	
Skeleton		1
Snowboard	1	2
Figure Skating	1-2	3
Icehockey men	1	
Shorttrack		3
Total	14-16	13



Olympiatoppen: The goal is that at least one third of our medal chances can be turned into a medal – then we win 26 medals.

Development of professional, effective, often centralized structures for elite sport support

Example Norway



Situation before restructuring:

„Respectable officials were in power, the daily elite sport was managed and controlled by more or less qualified board members, often without continuity and also often without elite sport competence.“

Situation after restructuring:

„the logics of elite sport requested a stronger professionalisation, systematisation and more scientific support in high-performance sport, it was necessary to strengthen the basic conditions of the whole elite sport framework and to bring together competences“

Source: Stensbol (2009)

Example Great Britain




Situation before restructuring:

Regional sport organisations being responsible for elite sport support together with NGBs, insufficient funding, no elite sport strategy, no scientific support

Situation after restructuring:

UK Sport as governmental agency and strategic partner (strategic investor) of the British sport department professionalisation, systematisation (no-compromise-strategy) and more scientific support (EIS as UK Sport body) in high-performance sport

Contribution of training scientific, medical and technological research in elite sport



OLYMPIATOPPEN



Contribution of training scientific, medical and technological research in elite sport

example Russia 2014

„For the success of the Russian national teams in the international competition highlights the systematic development of basic and applied research including the perfection of scientific-methodological counselling is necessary.“

Source: Common Olympic analysis of the Russian government and NOC (2010)

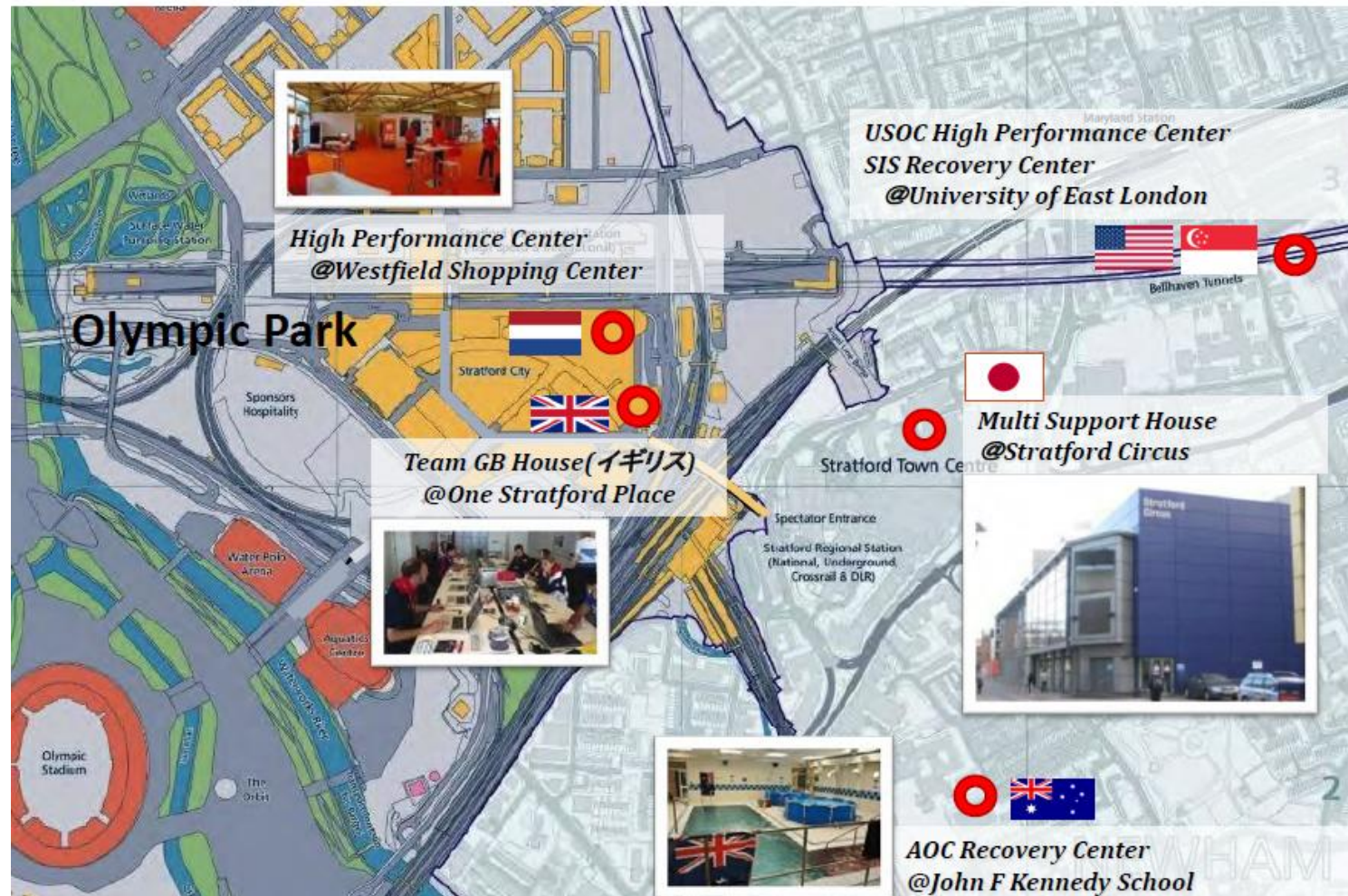


Source: Franz (2014). Leistungssportsystem Russland



- complex sport specific research and counselling groups in all Olympic winter sports managed by head coaches to control and support the training process
- selected research projects in targeted sports – as biathlon, cross-country skiing, speedskating
- major topics: biomechanics, sports medical control, modern methods and technology in training process, new sports apparatuses, profit from climatical environment and home advantage at the venues
- mobile research technology to support the national teams both in the training camps and at the competition place

High-performance centres - 2012 Olympic Games



High level of support in an Olympic environment

JISS multi-support house



AIS European Hub



Challenge –Change Recovery

One Stop Shop! – Sports Science Support

Analysis

- ☐ Video Feedback
- ☐ Video Analysis
- ☐ Result Analysis
- ☐ Performance Analysis



Recovery / Conditioning

- ☐ Medical Consultation
- ☐ Nutrition
- ☐ Physiotherapy
- ☐ Hydrotherapy
- ☐ Training
- ☐ Psychology



Intelligence / Information

- ☐ Office Space
- ☐ Strategic Planning
- ☐ Liaising with Team JPN
- ☐ Liaising with JPN



Communication Relax Refresh

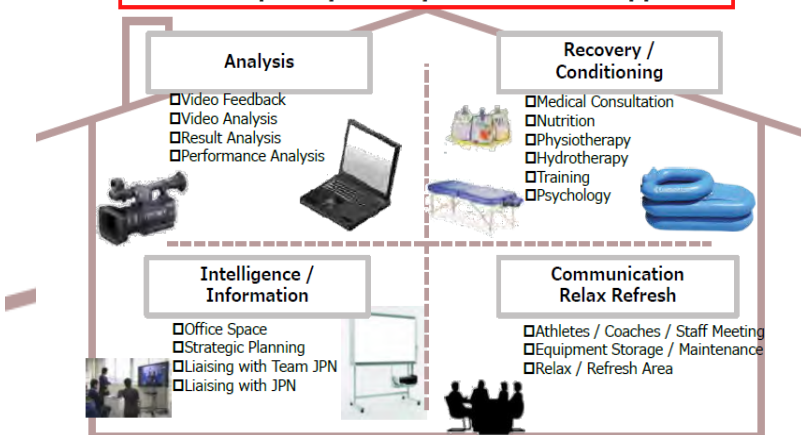
- ☐ Athletes / Coaches / Staff Meeting
- ☐ Equipment Storage / Maintenance
- ☐ Relax / Refresh Area



One Stop Shop! Final / best possible preparation for competition.

Challenge –Change Recovery

One Stop Shop! – Sports Science Support



One Stop Shop! Final / best possible preparation for competition.

Intelligence / Information

- Office Space
- Strategic Planning
- Liaising with Team JPN
- Liaising with JPN

One Stop Shop! Final / best possible

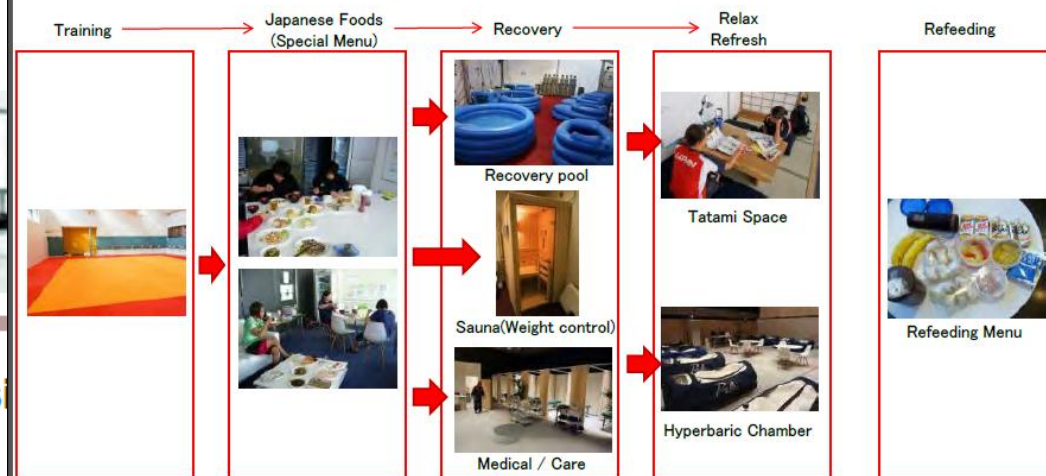
T. Yotsuya (2013): Multi Support HouseTeam Japan Support Center

Change Recovery Sports Science Support

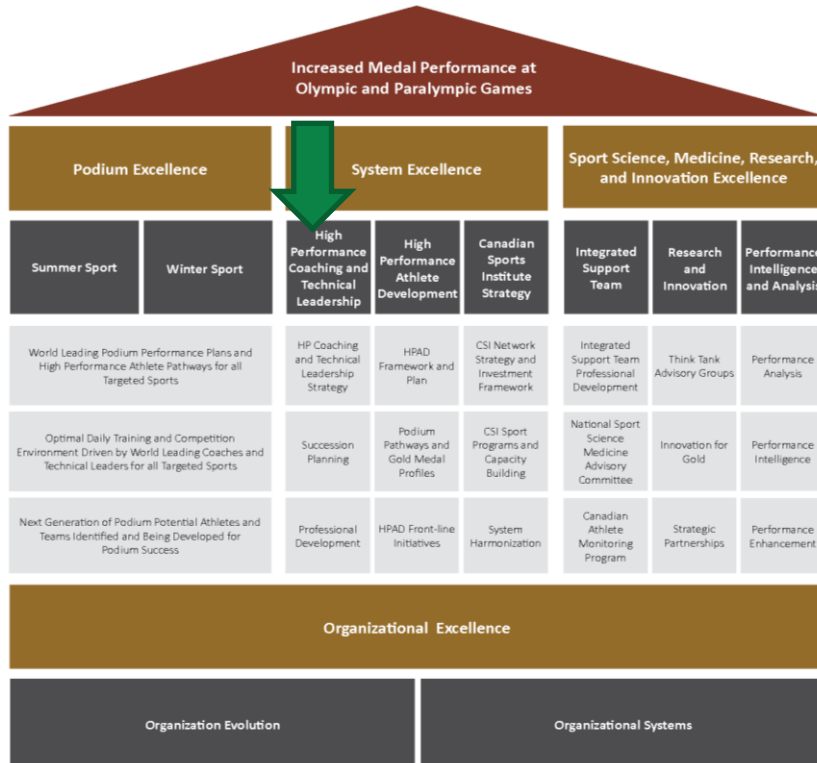
Recovery / Conditioning

- Medical Consultation
- Nutrition
- Physiotherapy
- Hydrotherapy
- Training

Result / Experience Judo & Wrestling

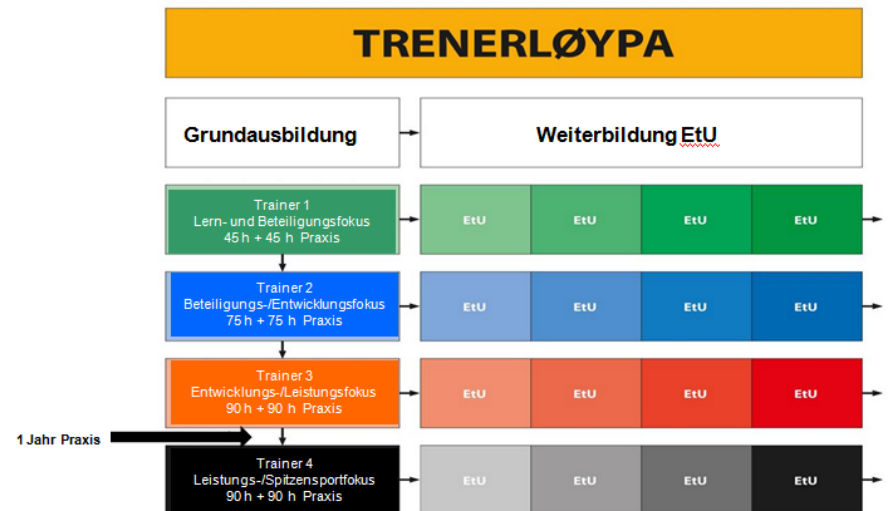


Coaches' training as crucial topic



Own the podium strategic fields of action (Source: Henschel: Kanada 2014)

„We apply a bicycle as a metaphor with the practical and the (theoretical) scientific training representing the wheels – both are of basic importance for an effective and functional work of coaches. The coaches' daily experience can be considered the bicycle's skeleton. These three elements : Practice, theory and daily experience are central elements of our Trenerløypa ... Best ideas and best practice within a system of both formalized and informal learning situations create undreamt possibilities within a life-long learning process“ [251].



Professional training system for coaches in Norwegian NGBs [251]

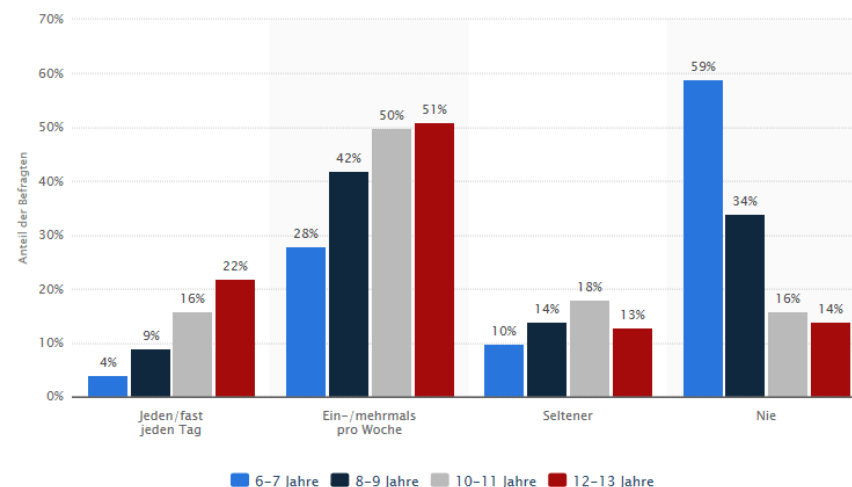
New challenges for junior elite sport

Year	Children born in Germany	Compared to preceeding year
1999	770 744	-14 290
2000	766 999	-3 745
2001	734 475	-32 524
2002	719 250	-15 225
2003	706 721	-12 529
2004	705 622	-1 099
2005	685 795	-19 827
2006	672 724	-13 071
2007	684 862	-12 138
2008	682 514	- 2 348
2009	665 126	-17 388
2010	677 947	+12 821
2011	662 685	-15 262
2012	673 544	+10 859

Source: Statistisches Bundesamt

Every day German children watch 88-103 minutes TV.

Source: Media Control



How often do German children play computer games a week? Source: www.destatista.com



Source: Die Zeit

1,9 Mio. children and teenagers in Germany have overweight or adipositas – compared to 1985 = 50 % increase

Source: KIGGS Kinder und Jugend Gesundheitssurvey

Talent ID – Talent support – Talent transfer



- systems and concepts of long-term athletic pathways are applied



- traditional and non-traditional approaches to talent ID

- national solutions for the combination of school and academic education and athletic training – in many countries a sport school system has been developed



- talent transfer systems as a valuable addition to the basic talent scouting systems become an integrated part of NGBs systems to find and develop gifted junior athletes

Nationwide system of sport gymnasiums

Norwegian sport gymnasiums and the sports offered (in **Red** the new sports since 2010)

	Norges Toppidrettsgymnas						WANG			
	Bærum	Geilo	Kongsvinger	Lillehammer	Tromsø	NTG-U	Oslo	Tønsberg	Stavanger	Fredrikstad
Ski alpine	x	x		x						
Biathlon		x		x	x					
Icehockey	x			x			x	x	x	x
Speedskating									x	
Nord. Comb.				x						
Freestyle		x		x						
Cross country sking		x		x	x			x		
Skijumping				x						
Snowboard		x								
Basic training				x		x	x	x	x	x
Basketball	x						x		x	
Beachvolleyb.							x			
BMX				x						x
Floorball							x			x
Football	x		x		x		x	x	x	x
Gymnastics							x			
Golf	x						x	x	x	x
Handball	x		x	x			x	x	x	x
Judo	x						x	x	x	x
Canoeing								x		
Karate							x	x	x	x
Climbing				x						
Track and field					x					x
Motocross	x									
Orientiering										
Cycling	x		x	x				x		
Wrestling	x						x	x	x	x
Chess	x				x					
Shooting			x	x						
Swimming	x				x				x	x
Sailing	x									
Equestrian										
Taekwondo							x	x	x	x
Dancing			x							
Tennis	x						x	x		
Tabletennis	x									
Volleyball							x	x		

Nationwide system of sport gymnasiums

Norwegian sport gymnasiums and the sports offered (in **Red** the new sports since 2010)

	Torgs Toppidrettsgymnas						WANG			
	Bærum	Geilo	Kongsvinger	Lillehammer	Tromsø	NTG-U	Oslo	Tønsberg	Stavanger	Fredrikstad
Ski alpine	x	x		x						
Biathlon		x		x	x					
Icehockey	x			x			x	x	x	x
Speedskating									x	
Nord. Comb.				x						
Freestyle		x		x						
Cross country skiløp		x		x	x			x		
Skijumping				x						
Snowboard		x								
Basic training				x		x	x	x	x	x
Basketball	x						x		x	
Beachvolleyball							x			
BMX				x						x
Floorball							x			x
Football	x		x		x		x	x	x	x
Gymnastics							x			
Golf	x						x	x	x	x
Handball	x		x	x			x	x	x	x
Judo	x						x	x	x	x
Canoeing								x		
Karate							x	x	x	x
Climbing				x						
	Junior Wch		Senior Wch		Weltcup		Olympic Games			x
	2009	2014	2009	2014	2009	2014	2009	2014		
Gold	41	63	42	77	206	330	11	17		
Silver	35	46	24	32	125	201	9	12		
Bronze	23	36	22	29	105	159	7	8	x	x
Total	99	145	88	137	436	690	27	37		
Shooting				x	x					
Swimming	x					x			x	x
Sailing	x									
Equestrian										
Taekwondo							x	x	x	x
Dancing				x						
Tennis	x						x	x		
Tabletennis	x									
Volleyball							x	x		

Medals won by pupils of Norwegian sport gymnasiums 2009-2014

Specialized sport schools in Germany

STANDORTE

Baden-Württemberg:

Freiburg, Furtwangen,
Heidelberg, Stuttgart,
Tauberbischofsheim

Bayern:

Berchtesgaden,
München, Nürnberg, Oberstdorf

Berlin: Flatow-Oberschule, Poelchau-Oberschule,
Schul- und Leistungssportzentrum

Brandenburg: Cottbus, Frankfurt (Oder), Luckenwalde,
Potsdam

Hamburg: Hamburg

Hessen: Frankfurt am Main, Winterberg/Willingen

Mecklenburg-Vorpommern: Neubrandenburg, Rostock,
Schwerin

Niedersachsen: Hannover

Nordrhein-Westfalen: Bochum-Wattenscheid, Bonn,
Essen, Leverkusen, Winterberg/Willingen

Rheinland-Pfalz: Kaiserslautern, Koblenz

Saarland: Saarbrücken

Sachsen: Altenberg, Chemnitz, Dresden, Klingenthal,
Leipzig, Oberwiesenthal

Sachsen-Anhalt: Halle, Magdeburg

Thüringen: Erfurt, Jena, Oberhof



- 41 „Elite schools of sport“ with 11.500 young gifted athletes
- 660 diploma- and A-license coaches
- more than 300.000 hours of advanced training

In addition there are elite schools for talented soccer players.

3.600 athletes at the age of 15-18 years
in all 28 sports on the Olympic programme
+ 200 national Olympic committees

3.783 accredited media representatives from 87 countries and regions

2016 YOWG Lillehammer
2018 YOG Buenos Aires

Platz	Land		1	2	3	4.	5.	6.	7.	8.
1.	People's Republic of China		38	13	14	1	2	4	4	1
2.	Russian Federation		27	19	11	9	9	4	4	3
3.	Mixed International Team		10	10	10	9	21	5	6	5
4.	United States of America		10	5	7	10	4	4	7	6
5.	France		8	3	9	7	7	2	3	2
6.	Japan		7	9	5	9	4	6	6	5
7.	Ukraine		7	8	8	4	5	3	4	4
8.	Italy		7	8	6	8	4	7	7	2
9.	Hungary		6	6	11	7	10	6	6	3
10.	Brazil		6	6	1	5	8	7	8	4
11.	Azerbaijan		5	6	1	1	1	1		1
12.	Great Britain		5	5	10	5	1	9		7
13.	Poland		5		1	3	12	5	3	4
14.	Korea		4	6	5	4	11	1	2	3
15.	Australia		4	3	14	4	10	2	4	4
16.	Belarus		4	2		2	3	2	2	1
17.	Chinese Taipei		3	3	2	2	3	2	4	1
18.	Ethiopia		3	3	2				1	
19.	Thailand		3	2	3	1	6			
20.	Lithuania		3	2	2	3	2			
21.	Democratic People's Republic of Korea		3	2						
22.	Kazakhstan		3	1	4	2	5	2	3	1
23.	Croatia		3	1	1		9		1	1
24.	Jamaica		3	1			2	1	2	
25.	Islamic Republic of Iran		3		3	3				
26.	Federal Republic of Germany		2	8	15	11	11	4	5	7
27.	Bulgaria		2	4		2	3		1	
28.	Uzbekistan		2	3	3	5	1	1		1
29.	Romania		2	3		5	6	5	4	4
30.	Slovenia		2	2	3	2	1	1	2	

Future of Youth Olympic Games – training scientific perspective

47 of the 2010 Singapur YOG finalists have successfully (rank 1-8) participated in the 2012 Olympics, they won 7 gold, 8 silver and 8 bronze medals

Since 2010 they have won 135 gold, 119 silver and 159 bronze medals in Olympic Games, senior European and World Championships, 292 of them have reached a final in these events.



205 countries
3.522 athletes
201 events
26 sports

524 of the Nanjing 2014 YOG finalists have ranked 1-8 in 2014 Youth and Junior World and European Championships (until middle of September 2014).

6	Japan	7	9	5	21
7	Ukraine	7	8	8	23
8	Italy	7	8	6	21
9	Hungary	6	6	11	23
10	Brazil	6	6	1	13
26	Germany	2	8	15	26



201 countries
3.600 athletes
202 events
28 sports

YOG and youth and junior championships

Championship calendar 2014 July 20 – August 17

YOG

Datum	Art	AKI	ORT	Bemerkung
17.09.2014	EM	Junge Reiter	Valle Sabrosco, Alcañiz do Sal	Reiten - Military Junge Reiter
17.09.2014	WM		Deep Creek	Kanustalon
13.09.2014	EM		Almere - Amsterdam	Triathlon - Long distance
12.09.2014	EM		Regensburg, Brno, Ostrava	Baseball
12.09.2014	WM		Tashkent	Ringen - Klassisch
10.09.2014	WM		Tashkent	Ringen - Frauen
09.09.2014	WM	Jugend	Penza	Wasserspringen - Jugend
09.09.2014	WM	Junioren	Penza	Wasserspringen - Junioren
08.09.2014	WM	Junioren	Granada	Schieden - Junioren
08.09.2014	WM		Granada	Schieden
08.09.2014	WM		Tashkent	Ringen - Freistil
08.09.2014	WM		Santander	Segeln
07.09.2014	WM		Zefingen	Duathlon
04.09.2014	EM	U20	Cesenatico	Beachvolley - U20
03.09.2014	WM		Hafjell	Mountainbike
03.09.2014	WM	Junioren	Hafjell	Mountainbike - Junioren
03.09.2014	WM	U23	Hafjell	Mountainbike - U23
03.09.2014	WM		Kanizawa	Golf - Frauen - Team
01.09.2014	WM		Warsaw	Moderner Funfkampf
01.09.2014	WM		Warsaw	Volleyball - Männer
30.08.2014	WM		Madrid, Barcelona	Basketball - Männer
29.08.2014	EM	U20	Bratislava, Prague	Volleyball - U20 Männer
29.08.2014	WM	Junioren	Edmonton	Triathlon - Junioren
29.08.2014	WM	U23	Edmonton	Triathlon - U23
29.08.2014	WM		Edmonton	Triathlon - Final
28.08.2014	WM	Junioren	Eilat	Freiwasserschwimmen - Junioren
25.08.2014	WM	U18	Madrid	Wasserball - U18 Mädchen
25.08.2014	WM		Amsterdam	Rudern
25.08.2014	WM		Chelyabinsk	Judo
25.08.2014	WM		Copenhagen	Badminton - Einzel
24.08.2014	EM	U23	Weyer	Triathlon - Duathlon U23
24.08.2014	EM	U19	Tbilisi	Wasserball - U19 Männer
24.08.2014	EM	U20	Brno	Rugby - U20
23.08.2014	EM	Junioren	Weyer	Duathlon - Junioren
23.08.2014	WM		Normandie	Pferdesport
23.08.2014	EM		Weyer	Duathlon
21.08.2014	EM	U18	Kristiansand	Beachvolley - U18
20.08.2014	EM	U16	Riga	Basketball - U16 Männer
19.08.2014	EM		Berlin	Wasserspringen
17.08.2014	OJS	YOG	Nanjing	Olympische Jugendspiele
16.08.2014	EM	U19	Helsinki, Tallin	Volleyball - U19 Frauen
15.08.2014	WM		Haarlem	Softball
15.08.2014	EM	Junioren	Bishop Burton	Reiten - Military Junioren
14.08.2014	EM	Jugend	Gdynia, Gdansk	Handball - Jugend Männer
13.08.2014	EM		Berlin	Schwimmen
12.08.2014	EM		Zurich	Leichtathletik
11.08.2014	EM	U17	Graz	Mountainbike - U17
11.08.2014	EM	U15	Graz	Mountainbike - U15
11.08.2014	EM	Junioren	Gdynia	Segeln - 470er Junioren
09.08.2014	WM	Junioren	Zagreb	Ringen - Junioren Freistil
08.08.2014	WM	U17	Dubai	Basketball - U17 Männer
08.08.2014	WM	Junioren	Gwang Myeong	Radsport - Bahn Junioren
07.08.2014	WM	Junioren	Hamburg	Rudern - Junioren
07.08.2014	WM	Junioren	Zagreb	Ringen - Juniorinnen Freistil
06.08.2014	WM		Moscow	Kanunensport
05.08.2014	WM	U20	Montreal, Moncton	Fußball - Frauen U20
05.08.2014	WM	Junioren	Zagreb	Ringen - Junioren Klassischer Stil
02.08.2014	WM	U18	Istanbul	Wasserball - U18 Jungen
01.08.2014	WM		Paris, Marcoussis	Rugby - Frauen
31.07.2014	EM	U16	Debrecen	Basketball - Frauen U16
30.07.2014	EM	B Jugend	Sant Boi	Moderner Funfkampf - Jugend B
29.07.2014	WM	U19	Porto	Beach Volleyball - U19
28.07.2014	WM	Jugend	Gdynia	Segeln - Laser Radial - Jugend
24.07.2014	EM	Kinder	Arezzo	Reiten - Kinder
24.07.2014	EM	Junioren	Arezzo	Reiten - Junioren
24.07.2014	EM	Junge Reiter	Arezzo	Reiten - Junge Reiter
24.07.2014	WM	Kadetten	Baku	Taekwondo - Kadetten
24.07.2014	EM	Junioren	Handball - Junioren	
24.07.2014	EM	U18	Konya	Basketball - U18 Männer
23.07.2014	WM	U21	Larnaca	Beach Volleyball - U21
23.07.2014	WM	Junioren	Rotterdam	BMX - Junioren
23.07.2014	WM	U23	Varese	Rudern - U23
23.07.2014	EM		Manniva	Golf - Frauen
23.07.2014	WM		Rotterdam	BMX
22.07.2014	EM	U23	Anadia	Radsport - Bahn U23
22.07.2014	EM	Junioren	Anadia	Radsport - Bahn Junioren
22.07.2014	WM	Junioren	Eugene	Leichtathletik - Junioren
21.07.2014	EM		Echmiadzin	Bogenschießen
20.07.2014	WM	Jugend	Skopje	Handball - Jugend Mädchen
20.07.2014	EM	Junioren	Waterloo	Hockey - Junioren

Ruta Meilutyte (LTU)



Meilutyte, Ruta (LTU)
19.03.1997

Event	Akt	Datum	Ort	Sportart	Disziplin	Land	Platz	Ergebnis
EM		24.08.2014	Berlin	Schwimmen	50-m-Brust	LTU	1	29.89
OJS	YOG	20.08.2014	Nanjing	Schwimmen	100-m-Brust	LTU	1	1:05.39
OJS	YOG	19.08.2014	Nanjing	Schwimmen	100-m-Freistil	LTU	5	55.17
OJS	YOG	18.08.2014	Nanjing	Schwimmen	50-m-Brust	LTU	1	30.14
KBEM		15.12.2013	Herning	Schwimmen	100-m-Brust	LTU	1	1:02.92
KBEM		14.12.2013	Herning	Schwimmen	100-m-Lagen	LTU	1	57.68
KBEM		12.12.2013	Herning	Schwimmen	50-m-Brust	LTU	2	29.10
WM		04.08.2013	Barcelone	Schwimmen	50-m-Brust	LTU	2	29.59
WM		30.07.2013	Barcelone	Schwimmen	100-m-Brust	LTU	1	1:04.42
KBWM		15.12.2012	Istanbul	Schwimmen	100-m-Brust	LTU	1	1:03.52
KBWM		14.12.2012	Istanbul	Schwimmen	100-m-Lagen	LTU	2	58.79
KBWM		13.12.2012	Istanbul	Schwimmen	50-m-Brust	LTU	1	29.44
OSS		30.07.2012	London	Schwimmen	100-m-Brust	LTU	1	1:05.47

Funding on a high, necessary level for targeted elite sport development

Never before so much money and know-how has been invested into elite sport...We want to keep our approach of supporting all Olympic sports - to secure our international competitiveness among the leading top nations in elite sport within our approach increased funding is required as competition has become much harder. *(German Olympic Sport Confederation)*

It is not enough to look for an ever higher efficiency, an increased optimization and expertise. The international competition is getting harder and harder. We seem to be in a fatal circle of optimization, already today Norway is winning the cheapest medals.

Jarle Aambø (former head Olympiatoppen)

Top performances are no cheap low budget product. To climb the podium three tasks have to be solved. The responsible national organisations have to do their homework, coaching has to be on international top level and we need to have hungry, motivated athletes. *Sebastian Coe (Olympic Champion, BOA-President)*

There is no escape from the necessity of significantly increased financial funds for elite sport, if Australia wants to keep its international competitiveness in international elite sport. *John Coates (AOC-president)*

Funding of national elite sport

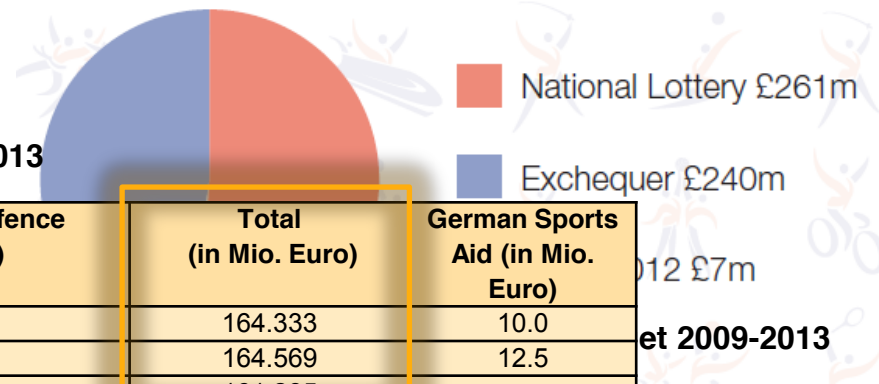
		2010/2011	2011/2012	2012/2013	2013/2014
Russia	governmental elite sport budget	574 Mio.	510 Mio.	895 Mio.	441 Mio.
Norway	Olympiatoppen funds for NGOs	5,1 Mio.	5,8 Mio.	6,1 Mio.	
Canada	Own The Podium funds for winter NGOs	12,3 Mio.	13, 3 Mio.	14,4 Mio.	15,5 Mio.
	Own The Podium funds for summer NGOs	18,6 Mio.	20,2 Mio.	18,6 Mio.	22,6 Mio.
USA	USOC total budget	138,9 Mio.	124, 2 Mio.	179,1 Mio.	
France	state elite sport budget	147,2 Mio.	185,8 Mio.	173,8 Mio.	
Great Britain	UK Sport funds for summer sport	2009-2012: 315,8 Mio.		2013-2016: 324,2 Mio.	
	UK Sport funds for winter sports	2010-2014: 16,1 Mio.			
Switzerland	SWISS Olympic funds for NGOs	17,8 Mio.	18,9 Mio.	17,9 Mio.	18,4 Mio.

Funding sources of national elite sport



German public elite sport funding 2011-2013

year	Department of Interior Affairs (in Mio. Euro)	Department of Defence (in Mio. Euro)	Total (in Mio. Euro)	German Sports Aid (in Mio. Euro)
2011	132.859	31.474	164.333	10.0
2012	131.699	32.879	164.569	12.5
2013	129.156	32.129	161.285	



Fiscal year	National Lottery (in Mio. Euro)	Exchequer (in Mio. Euro)	Total (in Mio. Euro)	Team 2012 (in Mio. Euro.)
2004/05	26,50	29,20	55,70	
2005/06	27,20	37,10	64,30	
2006/07	67,50	67,30	134,80	
2007/08	62,50	85,20	147,70	
2008/09	62,82	91,07	153,89	
2009/10	78,95	71,34	150,29	
2010/11	74,84	69,87	144,66	8,2
2011/12	88,35	76,50	164,85	



2004-1012 funding by DCMS and Team 2012 (in Mio. Euro)

Determination of targeted sports

Australian sport minister: As well as maintaining our **current mix of sports**, we need to **target particular sports** in which have the greatest chance of success.

Russian sport minister: „... we should not loose the **traditionally strong Russian sports** – biathlon, cross-country skiing, figure skating, ice hockey and speed skating – but we should regain a powerful position in these sports.“

Canada - Sport Excellence Strategy 2005: ...the **targeted support of sports with medal potential** with a remaining basic support for the other sports

UK Sport Chief Executive - We **invest in the medal potential sports** and we have got limited investment. .. Sports capable of winning medals in 2016 will get "podium" level funding while those on track to qualify for the Games will be funded at a lower level. Those that cannot show they will qualify will see their funding cut entirely.

High Performance New Zealand – To produce more NZ winners on the world stage **nine sports** receive 70 % of the funding available. Board decided to continue the strategy of investing in sports and athletes who had the **best opportunity to succeed** at the London Games.

Determination of targeted sports

R
S
—

German Olympic Sport Confederation Board - We do not draw the conclusion to focus on the successful disciplines. According to the German sport culture we want to keep **the support for the whole variety of Olympic sports** to secure our international competitiveness. To do this an increased funding is required to defend our position in a harder competition with other nations. If this will not be possible or the funding level even decreases the German sport quickly would have the alternatives either to slide to mediocrity in many sports or to focus on selected sports to remain in the international top with them. For the German Olympic Sports Confederation both alternatives are unacceptable.

Canada - Sport Excellence Strategy 2005: ...the **targeted support of sports with medal potential** with a remaining basic support for the other sports

UK Sport Chief Executive - We **invest in the medal potential sports** and we have got limited investment. .. Sports capable of winning medals in 2016 will get "podium" level funding while those on track to qualify for the Games will be funded at a lower level. Those that cannot show they will qualify will see their funding cut entirely.

High Performance New Zealand – To produce more NZ winners on the world stage **nine sports** receive 70 % of the funding available. Board decided to continue the strategy of investing in sports and athletes who had the **best opportunity to succeed** at the London Games.

Determination of targeted sports



**Swimming, T/F,
Gymnastics, Beach-
Volleyball, Basketball,
Rowing - Skating,
Freestyle, Ice Hockey,
Snowboard**



**T/F, Gymnastics, Rhythm.
Gymnastics, Synchronized
Sw., Wrestling, Boxing -
Biathlon, CC-Skiing, Figure
Skating,
Ice Hockey**



**Swimming, Rowing,
T/F, Sailing, Canoe,
Basketball**



**no targeted
sports**

**Cycling, Rowing,
Swimming, Sailing,
T/F – Skeleton**



**Gymnastics, Diving,
Table Tennis,
Weightlifting,
Badminton,
Shooting – Skating,
Freestyle**



**Skiing,
Biathlon,
Curling -
Rowing,
Handball**



**no targeted
sports**



**Rowing - Skating,
Ice Hockey,
Freestyle, Curling,
Snowboard**



**Judo, Gymnastics,
Wrestling, Swimming –
Skating**

Elite sport funding for British NGSs

**5 GB-NGBs got
appr. 10 % each
of the total
financial
support – per
association 29-
33 Mio. Euro**

**8 GB-NGBs got
less than 10 %
of the total
financial
support
together - 31,7
Mio. Euro**

Sport	Support level / % of 100	Olympic cycle 1997-2000	Olympic cycle 2000-2004	Olympic cycle 2004-2008	Olympic cycle 2008-2012
Archery	3/1,67	-	1.013.354,9	3.589.809,9	5.583.585,8
Athletics	1/9,52	13.426.953,2	14.440.308,2	33.583.850,2	31.759.811,2
Badminton	3/2,81	-	-	1.1094.970,1	9.410.140,8
Basketball	-/3,26	-	-	4.679.166,5	10.861.898,5
Boxing	2/3,62	-	-	6.339.802,0	12.087.298,0
Canoeing	2/6,12	5.700.121,6	5.953.460,4	17.254.901,6	20.471.923,6
Cycling	1/9,86	6.840.146,0	10.893.565,8	28.058.532,2	33.428.426,9
Diving	3/2,47	1.140.024,3	1.773.371,2	7.439.292,1	8.263.529,7
Equestrian	2/5,07	3.800.081,1	5.573.452,3	14.854.517,1	16.951.021,8
Fencing	-/0,96	-	-	3.893.816,4	3.191.225,8
Gymnastics (incl. Trampoline)	2/4,08	7.473.492,8	5.193.444,2	11.445.844,3	13.620.250,7
Handball	-/1,11	-	-	3.782.347,4	3.669.258,2
Hockey	-/5,68	-	-	12.517.467,2	18.976.591,7
Judo	3/2,84	4.940.105,4	5.193.444,2	8.799.721,1	9.480.062,3
Mod. Pentathlon	3/2,38	1.393.363,1	2.533.387,4	7.498.826,7	7.960.916,6
Rowing	1/10,3	12.160.259,5	13.426.953,2	32.987.237,4	34.505.623,2
Sailing	1/8,69	6.460.137,9	9.626.872,1	28.237.136,1	29.040.979,9
Shooting	-/0,93	-	1.773.371,2	6.404.403,3	3.104.496,5
Swimming	1/9,52	8.740.186,5	8.106.839,7	26.168.625,2	31.789.705,2
Synchro. Swim.	-/1,29	-	-	2.087.511,2	4.293.205,0
Tabletennis	-/0,46	-	-	3.208.535,1	1.529.973,4
Taekwondo	3/1,83	760.016,2	760.016,2	3.378.272,1	6.117.623,9
Tennis	-/-	-	-	-	-
Triathlon	3/2,0	1.773.371,2	3.293.403,6	6.476.604,9	6.694.729,5
Waterpolo	-/1,11	-	-	3.986.285,1	3.675.994,5
Weightlifting	-/0,52	-	380.008,1	2.135.645,6	1.722.902,3
Volleyball	-/1,34	-	-	5.208.644,5	4.443.659,0
Wrestling	-/0,54	-	-	2.691.724,1	1.817.971,4
Total		74.608.259,2	88.668.559,3	297.803.490,1	334.452.806,2

Funding for Norwegian and New Zealand NGSs

Skiing as the top NOR winter-NGB got by far the highest financial support of all NGBs (summer + winter)

NOR- NGB (in Mio. Euro)	2006	2007	2008	2009	2010	2011	2012
Curling	301.832	286.138	357.914	456.168	440.789	469.237	443.326
Skiing	2.106.048	2.298.036	3.790.545	3.593.743	3.671.913	3.521.524	3.779.973
Biathlon	403.993	493.594	639.886	830.587	854.251	842.780	864.964
Skating	410.214	353.188	517.221	593.861	587.482	603.291	605.710
Snowboard	372.074	361.886	509.862	594.575	659.171	625.970	620.510
Wrestling	344.323	346.802	413.161	478.553	532.569	524.928	567.337
Cycling	490.743	614.944	780.457	875.158	898.785	952.842	1.015.782
Canoeing	465.119	551.223	630.435	690.373	564.438	775.742	783.494
Rowing	477.927	528.661	575.799	758.525	642.076	637.490	720.661
Sailing	557.395	670.178	934.683	1.003.950	1.101.988	1.196.266	1.174.849
Shooting	667.936	777.278	947.770	1.008.827	1.051.418	1.087.782	1.121.064
Track & Field	962.478	998.621	1.519.394	2.453.245	2.464.219	2.425.661	2.414.817
Handball	1.477.683	1.628.278	1.946.364	2.417.852	2.459.191	2.485.061	2.566.364

9 NZL-NGBs got 70 % of all funding

NZL - NGB (in Mio. Euro)	2009	2010	2011	2012	2009-2012
Cycling	2,1438	2,7163	3,1129	3,5846	11,5583
Rowing	2,3897	2,1734	3,4131	4,1174	12,0942
Athletics	1,0738	0,9319	1,2144	1,3626	4,5883
Sailing	1,6633	1,4464	1,9376	2,0757	7,1237
Triathlon	1,0908	0,9862	1,1614	1,1305	4,3708
Total	11,3193	11,6707	14,3118	17,9392	55,3316

TOP 5 sports
USA 71,5 %
China 48,9 %
Russia 59,8 %
Japan 76,3 %
Australia 77,1 %
Korea 71,4 %

53%
TOP 5 sports
35 medals
17 G - 10 S - 8 B



61,5%
TOP 5 sports
21 medals
10 G - 5 S - 6 B



61%
TOP 5 sports
30 medals
7 G - 13 S - 10 B



TOP 3 sports

USA 57,1 %

16 of 28 medals

NED 100 %

24 of 24 medals

Schweiz 72,7 %

8 of 11 medals

60 %

TOP 3 sports

15 of 25 medals



96,1%

TOP 3 sports

25 of 26 medals



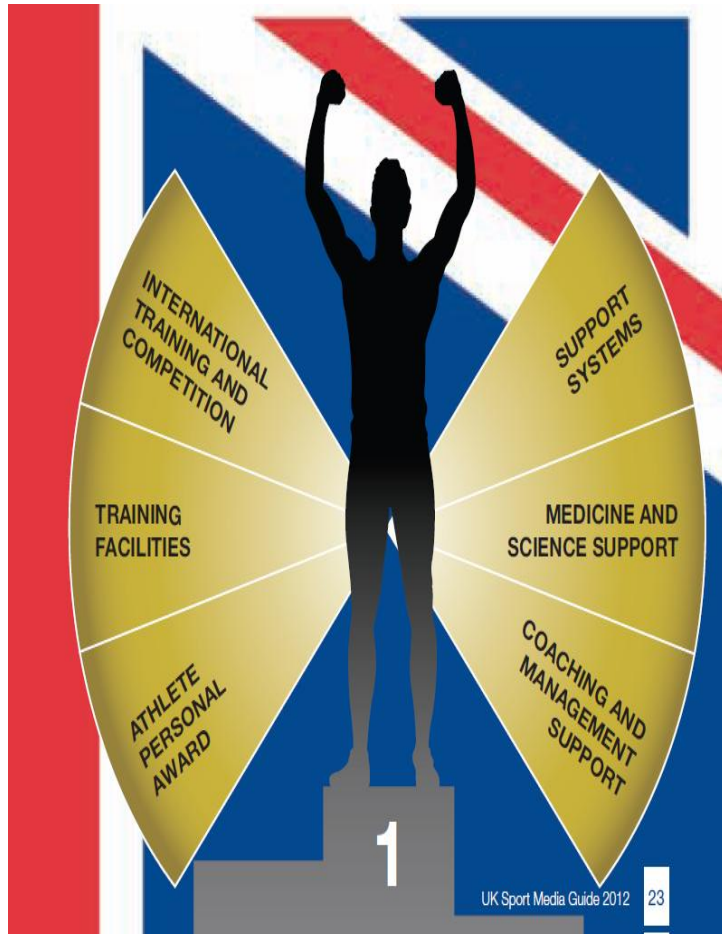
68,4%

TOP 3 sports

13 of 19 medals



In which fields do successful nations invest to become resp. remain successful?



International training and international competition
(including the final stage of preparation to adapt to the climatic and regional (jetlag) conditions)

Excellent home training facilities, but also abroad as the core element of performance development (multi-sport facilities as well as sport specific facilities)

To offer athletes professional living and training conditions as fulltime athletes during several years in accordance with school and academic education as well as job training

Medical and scientific support as a key element in the long-term preparation of athletes with access to multidisciplinary teams of experts (as training science, strength and conditioning, biomechanics, sportpsychology, sportsmedizin, physiotherapy, performance and nutrition, performance and lifestyle)

World-class coaching - NGBs performance directors with their coaches understand all aspects of performance (development), they co-ordinate the preparation of the athletes to make sure that the athletes and the sport equipment perform on international top level when it is required – in the Olympic or World final – they manage and control the expert teams

15.07.2014 **WORLD CHAMPIONSHIP** U17 Mexico Beach Volleyball - U17 - 15.07.2014 **EUROPEAN CHAMPIONSHIP** U19 Oslo Soccer- U19 Women - 15.07.2014 **WORLD CHAMPIONSHIP** Cadets Snina Wrestling - Cadets Greco-Roman style - 15.07.2014 **WORLD CHAMPIONSHIP** Cadets Snina Wrestling - Cadets girls Freestyle - 15.07.2014 **WORLD CHAMPIONSHIP** Cadets Snina Wrestling - Cadets Freestyle - 13.07.2014 **WORLD CHAMPIONSHIP** Hamburg Triathlon - Team relay - 13.07.2014 **EUROPEAN CHAMPIONSHIP** Budapest Water-polo - 12.07.2014 **EUROPEAN CHAMPIONSHIP** Juniors Roskilde BMX – Juniors - 12.07.2014 **WORLD CHAMPIONSHIP** Juniors Tavira Sailing – Juniors - 11.07.2014 **EUROPEAN CHAMPIONSHIP** Youth Beachhandball - U18 Women - 11.07.2014 **EUROPEAN CHAMPIONSHIP** Youth Lorca Beachhandball - U18 Men - 11.07.2014 **EUROPEAN CHAMPIONSHIP** Cadets Riva del Garda Tabletennis – Cadets - 11.07.2014 **EUROPEAN CHAMPIONSHIP** Juniors Riva del Garda Tabletennis – Juniors - 11.07.2014 **EUROPEAN CHAMPIONSHIP** Roskilde BMX – Final - 10.07.2014 **EUROPEAN CHAMPIONSHIP** Brandenburg Flatwater canoeing - 09.07.2014 **EUROPEAN CHAMPIONSHIP** Szekesfehervar Modern pentathlon – 09.07.2014 **EUROPEAN CHAMPIONSHIP** Juniors Arezzo Equestrian - Dressage Juniors - 09.07.2014 **EUROPEAN CHAMPIONSHIP** Young Riders Arezzo Equestrian - Dressage Young riders - 09.07.2014 **EUROPEAN CHAMPIONSHIP** Juniors Nyon Cycling - Road Juniors - 09.07.2014 **EUROPEAN CHAMPIONSHIP** U23 Nyon Cycling - Road U23 - 09.07.2014 **EUROPEAN CHAMPIONSHIP** Juniors Dordrecht Swimming – Juniors – 08.07.2014 **EUROPEAN CHAMPIONSHIP** Boys Oslo Golf - Team – Boys - 08.07.2014 **EUROPEAN CHAMPIONSHIP** Girls Skalica Golf - Team – Girls - 08.07.2014 **EUROPEAN CHAMPIONSHIP** U20 Crete Basketball - U20 Men - 08.07.2014 **EUROPEAN CHAMPIONSHIP** Ljubljana Golf – Women – Team - 08.07.2014 **EUROPEAN CHAMPIONSHIP** Harviala Golf - Men – Team - 08.07.2014 **EUROPEAN CHAMPIONSHIP** Helsinki Sailing - 49er - 08.07.2014 **EUROPEAN CHAMPIONSHIP** Tzitzifies Kallithea Sailing - 470er - 06.07.2014 **EUROPEAN CHAMPIONSHIP** Frankfurt/Main Triathlon – Ironman - 03.07.2014 **EUROPEAN CHAMPIONSHIP** Juniors Skopje Canoeslalom – Juniors - 03.07.2014 **EUROPEAN CHAMPIONSHIP** U20 Udine Basketball - Women U20 - 03.07.2014 **EUROPEAN CHAMPIONSHIP** U23 Skopje Canoeslalom - U23 - 01.07.2014 **EUROPEAN CHAMPIONSHIP** U19 Bergamo Diving - U19- 01.07.2014 **EUROPEAN CHAMPIONSHIP** U17 Bergamo Diving - U17 - 29.06.2014 **EUROPEAN CHAMPIONSHIP** Pupils Keszthely Boxing – Pupils - 29.06.2014 **WORLD CHAMPIONSHIP** Juniors Zagreb Handball - Juniors girls - 29.06.2014 **WORLD CHAMPIONSHIP** Pietermaritzburg Mountainbike – Marathon - 28.06.2014 **EUROPEAN CHAMPIONSHIP** Youth Cesme Sailing - RS:X Youth - 28.06.2014 **EUROPEAN CHAMPIONSHIP** U17 Cesme Sailing - RS:X U17 - 28.06.2014 **EUROPEAN CHAMPIONSHIP** U21 Cesme Sailing – RS:X U21 - 28.06.2014 **WORLD CHAMPIONSHIP** U17 Klatovy, Plzen Basketball - Women U17 - 28.06.2014 **WORLD CHAMPIONSHIP** Juniors Aarhus Sailing - 49er Juniors - 28.06.2014 **EUROPEAN CHAMPIONSHIP** Youth Penza Triathlon – Youth - 28.06.2014 **EUROPEAN CHAMPIONSHIP** U23 Penza Triathlon - U23 - 28.06.2014 **EUROPEAN CHAMPIONSHIP** Cesme Sailing - RS:X - 26.06.2014 **WORLD CHAMPIONSHIP** Juniors Cervia Sailing - 470er Juniors - 26.06.2014 **EUROPEAN CHAMPIONSHIP** U23 Mantes-en-Yvelines Flatwater canoeing - U23 - 26.06.2014 **EUROPEAN CHAMPIONSHIP** Juniors Mantes-en-Yvelines Flatwater canoeing – Juniors - 21.06.2014 **EUROPEAN CHAMPIONSHIP** Braunschweig Athletics – Team - 20.06.2014 **EUROPEAN CHAMPIONSHIP** Juniors Kitzbuehl Triathlon – Juniors - 20.06.2014 **WORLD CHAMPIONSHIP** Juniors Kazan Weightlifting – Juniors - 19.06.2014 **EUROPEAN CHAMPIONSHIP** Kitzbuehl Triathlon - 17.06.2014 **EUROPEAN CHAMPIONSHIP** Juniors Minsk Modern pentathlon – Juniors - 17.06.2014 **EUROPEAN CHAMPIONSHIP** Juniors Katowice Wrestling - Juniors girls Freestyle - 17.06.2014 **EUROPEAN CHAMPIONSHIP** Juniors Katowice Wrestling - Juniors Greco-Roman style - 17.06.2014 **EUROPEAN CHAMPIONSHIP** Juniors Katowice Wrestling - Juniors Freestyle - 16.06.2014 **EUROPEAN CHAMPIONSHIP** Juniors Sarlospusztaszta Shooting - Shot-gun – Juniors – 16.06.2014 **EUROPEAN CHAMPIONSHIP** Sarlospusztaszta Shooting - Shot-gun - 15.06.2014 **EUROPEAN CHAMPIONSHIP** Ballyhoura Mountainbike – XCM - 09.06.2014 **EUROPEAN CHAMPIONSHIP** Juniors Baku Rhythm. gymnastics – Juniors girls - 09.06.2014 **EUROPEAN CHAMPIONSHIP** Baku Rhythm. gymnastics - 07.06.2014 **EUROPEAN CHAMPIONSHIP** Split Sailing - Laser - 07.06.2014 **EUROPEAN CHAMPIONSHIP** Strasbourg Fencing

15.07.2014 **WORLD CHAMPIONSHIP** U17 Mexico Beach Volleyball - U17 - 15.07.2014 **EUROPEAN CHAMPIONSHIP** U19 Oslo Soccer- U19 Women - 15.07.2014 **WORLD CHAMPIONSHIP** Cadets Snina Wrestling - Cadets Greco-Roman style - 15.07.2014 **WORLD CHAMPIONSHIP** Cadets Snina Wrestling - Cadets girls Freestyle - 15.07.2014 **WORLD CHAMPIONSHIP** Cadets Snina Wrestling - Cadets Freestyle
 13.07.2014 **WORLD CHAMPIONSHIP** Hamburg Triathlon - Team relay - 13.07.2014 **EUROPEAN CHAMPIONSHIP** Budapest Water-polo – 12.07.2014 **EUROPEAN CHAMPIONSHIP** Juniors Roskilde BMX – Juniors - 12.07.2014 **WORLD CHAMPIONSHIP** Juniors Tavira Sailing – Juniors
 11.07.2014 **EUROPEAN CHAMPIONSHIP** Youth Beachhandball - U18 Women - 11.07.2014 **EUROPEAN CHAMPIONSHIP** Youth Lorca Beachhandball - U18 Men - 11.07.2014 **EUROPEAN CHAMPIONSHIP** Cadets Riva del Garda Tabletennis – Cadets - 11.07.2014 **EUROPEAN CHAMPIONSHIP** Juniors Riva del Garda Tabletennis – Cadets - 11.07.2014 **EUROPEAN CHAMPIONSHIP** Juniors Riva del Garda Tabletennis – Final - 10.07.2014
 09.07.2014 **EUROPEAN CHAMPIONSHIP** r Modern pentathlon –
 Arezzo Equestrian - Dres **ONSHIP Young Riders**
EUROPEAN CHAMPIONSHIP Juniors - 09.07.2014
 08.07.2014 **EUROPEAN CHAMPIONSHIP** Swimming – Juniors –
 Girls - 08.07.2014 **EUROPEAN CHAMPIONSHIP** Skalica Golf - Team –
 Women – Team - 08.07.2014 **EUROPEAN CHAMPIONSHIP** IIP Ljubljana Golf –
 - 49er - 08.07.2014 **EUROPEAN CHAMPIONSHIP** JSHIP Helsinki Sailing
 Triathlon – Ironman - 03.07.2014 **EUROPEAN CHAMPIONSHIP** SHIP Frankfurt/Main
 U20 Udine Basketball - **EUROPEAN CHAMPIONSHIP** **EUROPEAN CHAMPIONSHIP**
CHAMPIONSHIP U19 Bergamo **EUROPEAN CHAMPIONSHIP**
CHAMPIONSHIP Pupils Kesme **EUROPEAN CHAMPIONSHIP**
WORLD CHAMPIONSHIP F **EUROPEAN CHAMPIONSHIP**
 Youth - 28.06.2014 **EUROPEAN CHAMPIONSHIP** **EUROPEAN CHAMPIONSHIP**
 RS:X U21 - 28.06.2014 **WORLD CHAMPIONSHIP** Juniors
 Aarhus Sailing - 49er Juniors - 28.06.2014 **EUROPEAN CHAMPIONSHIP** Youth Penza Triathlon – Youth - 28.06.2014 **EUROPEAN CHAMPIONSHIP**
 U23 Penza Triathlon - U23 - 28.06.2014 **EUROPEAN CHAMPIONSHIP** Cesme Sailing - RS:X - 26.06.2014 **WORLD CHAMPIONSHIP** Juniors Cervia
 Sailing - 470er Juniors - 26.06.2014 **EUROPEAN CHAMPIONSHIP** U23 Mantes-en-Yvelines Flatwater canoeing - U23 - 26.06.2014 **EUROPEAN CHAMPIONSHIP**
CHAMPIONSHIP Juniors Mantes-en-Yvelines Flatwater canoeing – Juniors - 21.06.2014 **EUROPEAN CHAMPIONSHIP** Braunschweig Athletics –
 Team - 20.06.2014 **EUROPEAN CHAMPIONSHIP** Juniors Kitzbuehl Triathlon – Juniors - 20.06.2014 **WORLD CHAMPIONSHIP** Juniors Kazan
 Weightlifting – Juniors - 19.06.2014 **EUROPEAN CHAMPIONSHIP** Kitzbuehl Triathlon - 17.06.2014 **EUROPEAN CHAMPIONSHIP** Juniors Minsk
 Modern pentathlon – Juniors - 17.06.2014 **EUROPEAN CHAMPIONSHIP** Juniors Katowice Wrestling - Juniors girls Freestyle - 17.06.2014
EUROPEAN CHAMPIONSHIP Juniors Katowice Wrestling - Juniors Greco-Roman style - 17.06.2014 **EUROPEAN CHAMPIONSHIP** Juniors
 Katowice Wrestling - Juniors Freestyle - 16.06.2014 **EUROPEAN CHAMPIONSHIP** Juniors Sarlopuszta Shooting - Shot-gun – Juniors –
 16.06.2014 **EUROPEAN CHAMPIONSHIP** Sarlopuszta Shooting - Shot-gun - 15.06.2014 **EUROPEAN CHAMPIONSHIP** Ballyhoura Mountainbike
 – XCM - 09.06.2014 **EUROPEAN CHAMPIONSHIP** Juniors Baku Rhythm. gymnastics – Juniors girls - 09.06.2014 **EUROPEAN CHAMPIONSHIP**
 Baku Rhyth. gymnastics - 07.06.2014 **EUROPEAN CHAMPIONSHIP** Split Sailing - Laser - 07.06.2014 **EUROPEAN CHAMPIONSHIP** Strasbourg
 Fencing

SportAccord provides numerous services in order to unite and support its members.

The number and variety of the services have been constantly growing. Currently, they include doping-free sport, fighting illegal betting, governance, sports' social responsibility, multi-sports games, the .sport initiative, The Sports Hub, SportAccord Convention and the IF Forum. Source: <http://www.sportaccord.com>

SportAccord is the UNION for both Olympic and non-Olympic international sports federations as well as organisers of international sporting events.

SportAccord's mission is to UNITE and SUPPORT its members in the co-ordination and protection of their common aims and interests, while conserving and respecting their autonomy.

SportAccord members benefit from various services which support an ethical and socially responsible sports movement that adheres to principles of good governance and sustainability.

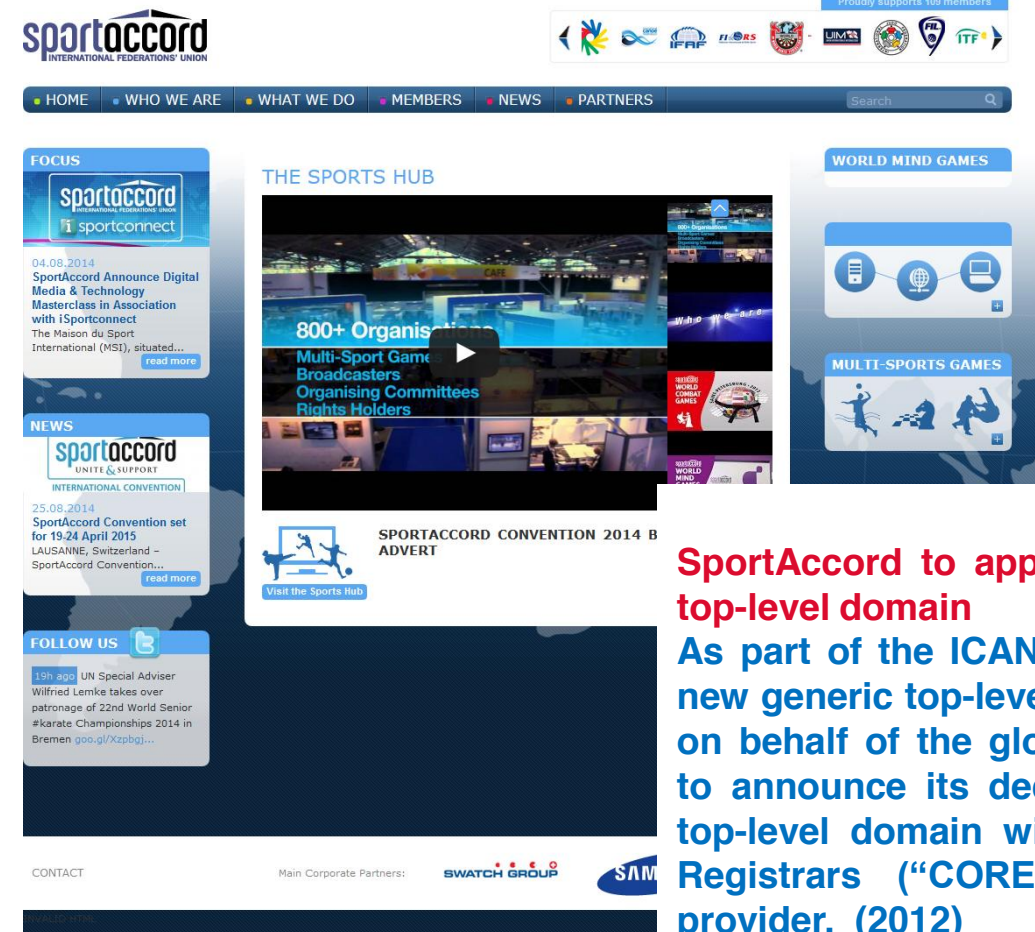
We encourage and facilitate knowledge sharing among members and provide expertise in relevant areas such as anti-doping, social responsibility, integrity, digital media. By establishing various multi-sports games that group together similar sports, we aim to promote our members and increase their visibility.

As an organisation, we identify with the key values of neutrality, transparency and accountability while promoting sport's ability to contribute to positive change in communities.

SportAccord members

92 Full Members: international sports federations governing specific sports worldwide;

16 Associate Members: organisations which conduct activities closely related to the international sports federations.



SportAccord is the UNION for both Olympic and non-Olympic international sports federations as well as organisers of international sporting events.

SportAccord's mission is to UNITE and SUPPORT its members in the co-ordination and protection of their common aims and interests, while conserving and respecting their autonomy.

SportAccord members benefit from various services which support an ethical and socially responsible sports movement that adheres to principles of good governance and sustainability.

We encourage and facilitate knowledge sharing among members and provide expertise in relevant areas such as anti-doping, social responsibility, integrity, digital media. By establishing various multi-sports, we aim to promote

SportAccord to apply for the .sport new generic top-level domain

As part of the ICANN proposed expansion of the new generic top-level domain space, SportAccord, on behalf of the global sport community is proud to announce its decision to apply for the .sport top-level domain with CORE Internet Council of Registrars ("CORE") serving as the primary provider. (2012)

key values of neutrality, promoting sport's ability to

ations governing specific conduct activities closely

SportAccord provides numerous services. The number and variety of the services have increased over time, including anti-doping, betting, governance, sports' social responsibility, multi-sports games, the .sport initiative, The Sports Hub, SportAccord Convention and the IF Forum. Source: <http://www.sportaccord.com>

ort, fighting illegal

My objective is to transform SportAccord into an efficient and lucrative organization...

The entire society is moving towards globalization and I consider that the path of SportAccord should follow this trend: instead of organizing multi-game events, we should organize **a global event every 4 years, which could be the United World Championships, uniting all sports – Olympic and non-Olympic, through their IFs. Such an event would give more visibility to all the sports, under a unified global marketing and media strategy. At the same time it would generate important financial resources for the benefit of the International and National Federations.**

I would also like to **create the International Bank of the Sport, International Insurance of the Sport and International Lottery of the Sport, in partnership with top companies specialized in these fields, in conditions of total transparency.**

An important support system that SportAccord can **provide to its members is access to a knowledge base, containing standardized practices for an efficient management of the IF activity in all fields such as their member-management, event organization, marketing, media, sponsorship, communication.**

Additionally, it is important to **create a Sport for All program, in support of the development of all SportAccord members, that would give the opportunity of enjoying all the sports, to youth and people around the world, regardless of their social or economic background.**

Marius L. Vizer
SportAccord President

Source: <http://mariusvizer.com/message.html>

**685 days left to
Rio de Janeiro 2016**

**1.238 days left to
PyeongChang 2018**

Thank you for your attention!

Institute for Applied Training Science

Marschnerstraße 29, 04109 Leipzig

Germany

Dr. Hartmut Sandner

Head of Department Information Communication Sport

E-Mail: sandner@iat.uni-leipzig.de

Tel.: + 49 341 4945 - 133

Fax: + 49 341 4945 - 400