



How does Swiss Olympic promote HP Sport?

David Egli
15 January 2018

Foto: Keystone

National Supporter

Leading Partners







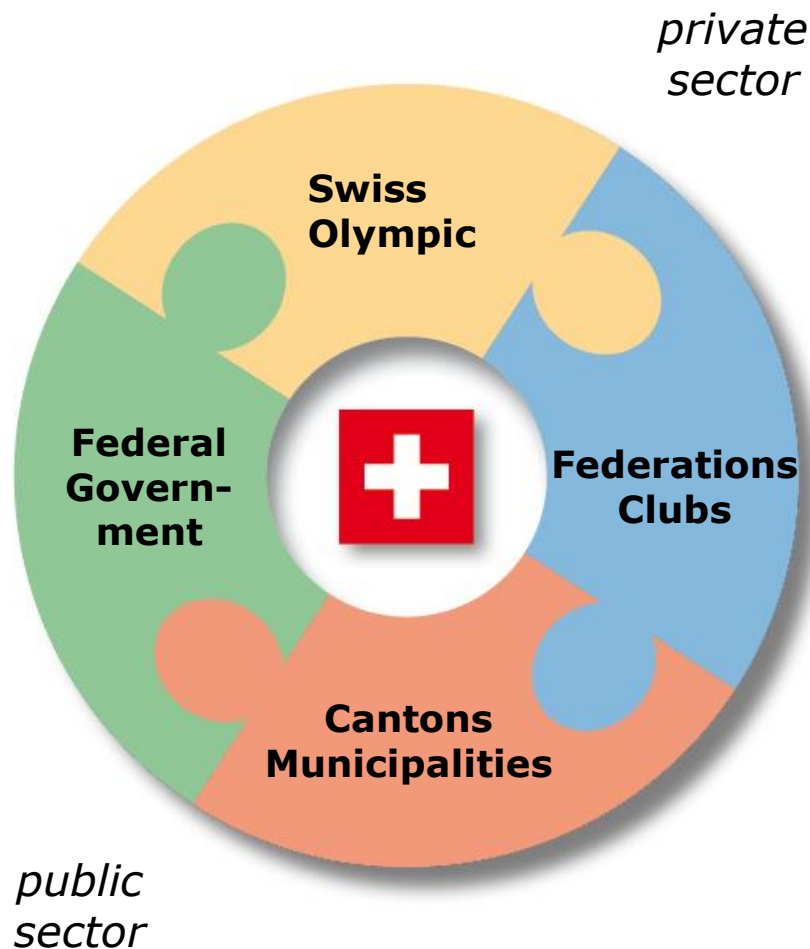




Sport structures in Switzerland



Four partners share areas of competence in Swiss sport



Swiss Olympic



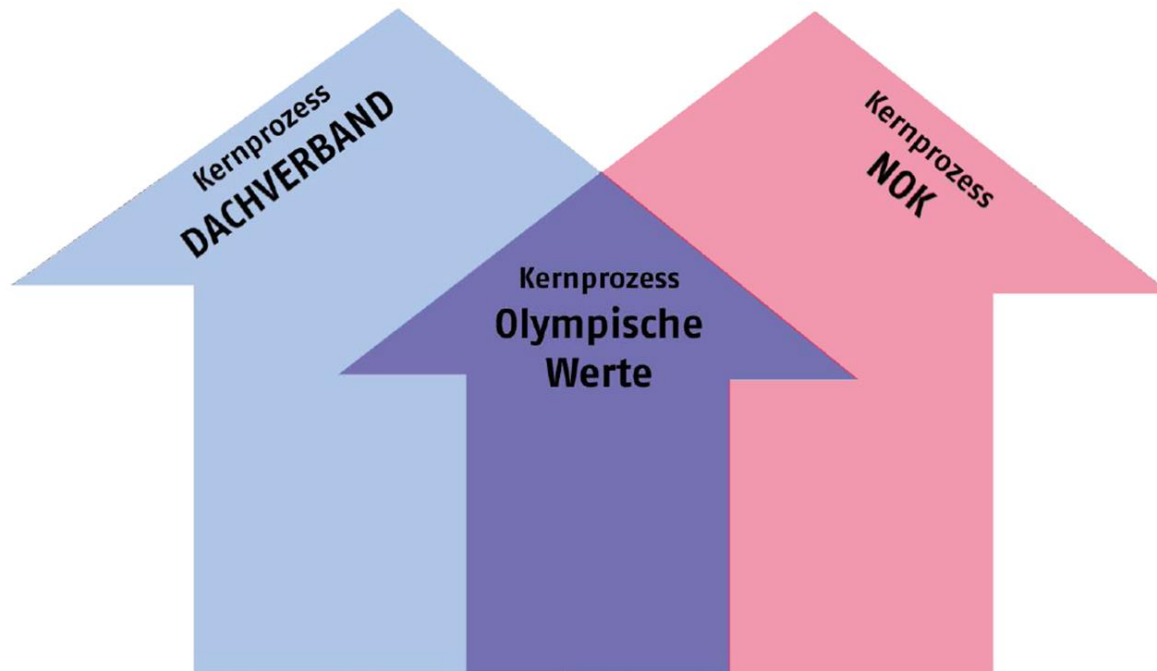
Swiss Olympic



- Following the Olympic Games in Stockholm in 1912, the Swiss Olympic Committee was founded.
- Founding of Swiss Olympic: 1997
(Merger: NOC & Umbrella federation)
- Approx. 70 employees (15 in sports department, 3 in the Olympic missions department)

Swiss Olympic Has a Dual Function

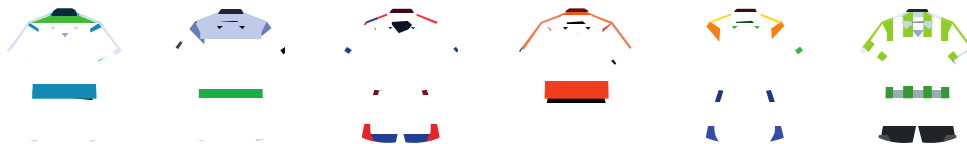
- Umbrella Organisation of Swiss Sport Federations
- NOC



Umbrella organisation of Swiss sport



76 federations
12 partnerorganisations



20'000 clubs



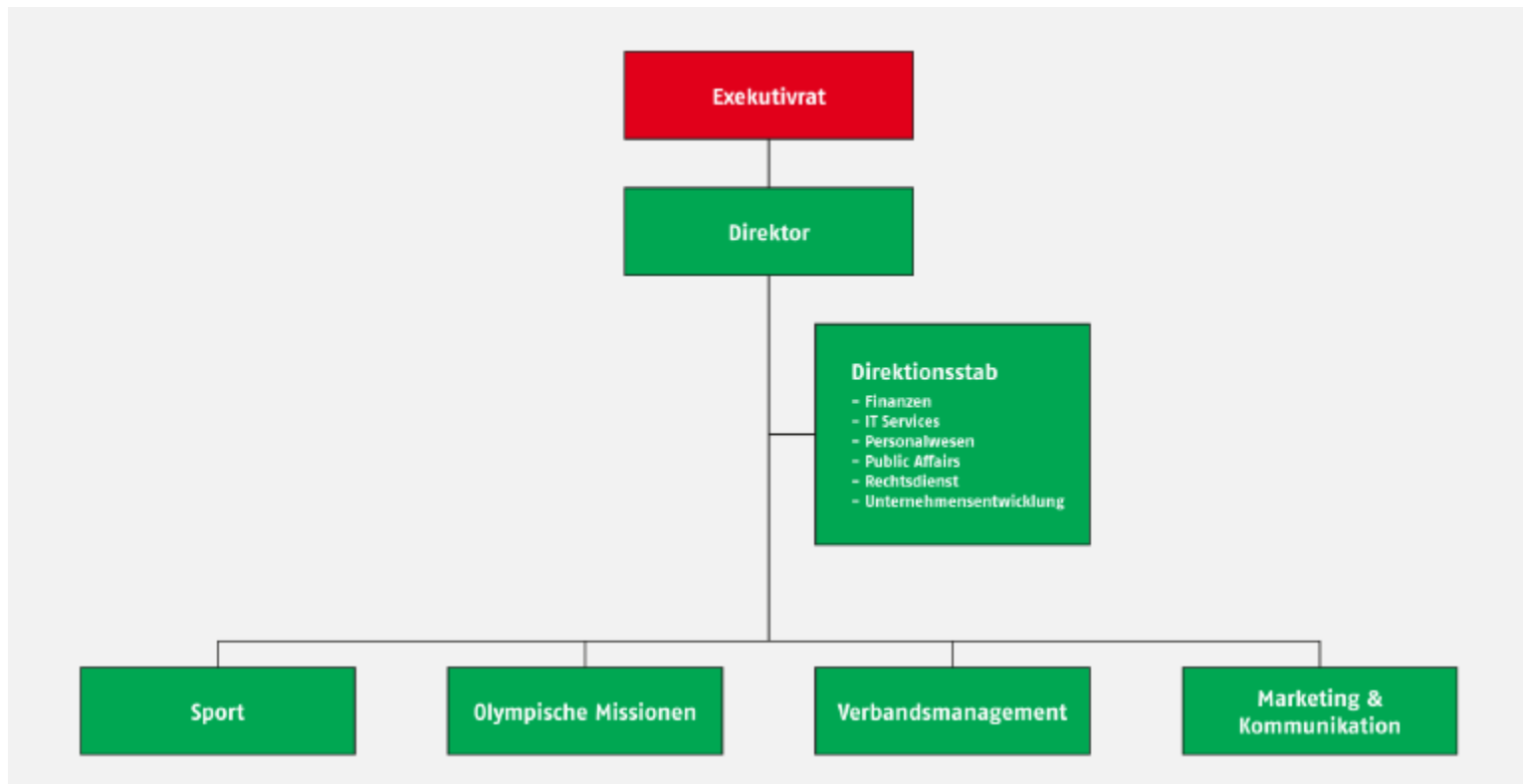
1.6 million people
belonging to clubs



Photos: Keystone

- Olympic Games, European Games, YOG, EYOF:
 - organising and leading Switzerland's Olympic missions/delegations
 - providing extra support for federations with regard to Olympic Games

Organisational Chart



Some principles

- Autonomy of the federations
- Planning certainty for the federations
- We don't lead...only exception: missions
- The athletes are not «owned» by Swiss Olympic...only exception: on missions
- Slim administration

Main objective: Strengthen the NFs



- Strengthen the National Federations
- Actively establish Olympic Values in general public
- Create framework for international success
- Olympic Games, EG, YOG, EYOF: organize & lead

Our vision: Switzerland lives the Olympic Values

Strengthen the National Federations



Some examples:

- Counselling for the national federations
- Athlete Career Programme
- Swiss Olympic Label Schools,
Label for education and employment
- Swiss Olympic Medical Centers, Medical Bases

Actively establish Olympic Values in general public

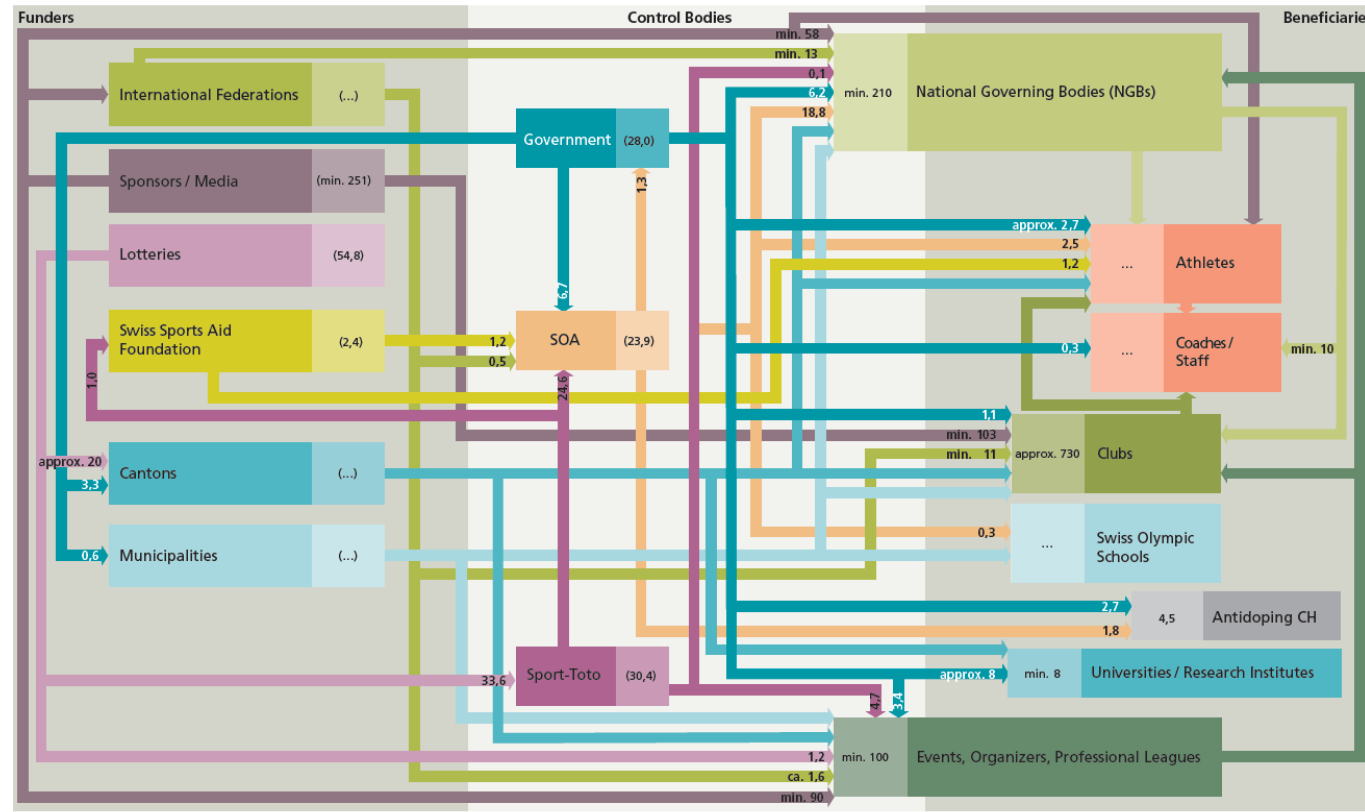
Some examples:

- «cool and clean»
- ecosport.ch
- Teaching material to help establish the Olympic Values in schools
- «Code of Conduct»



Money: The Swiss Tube Map

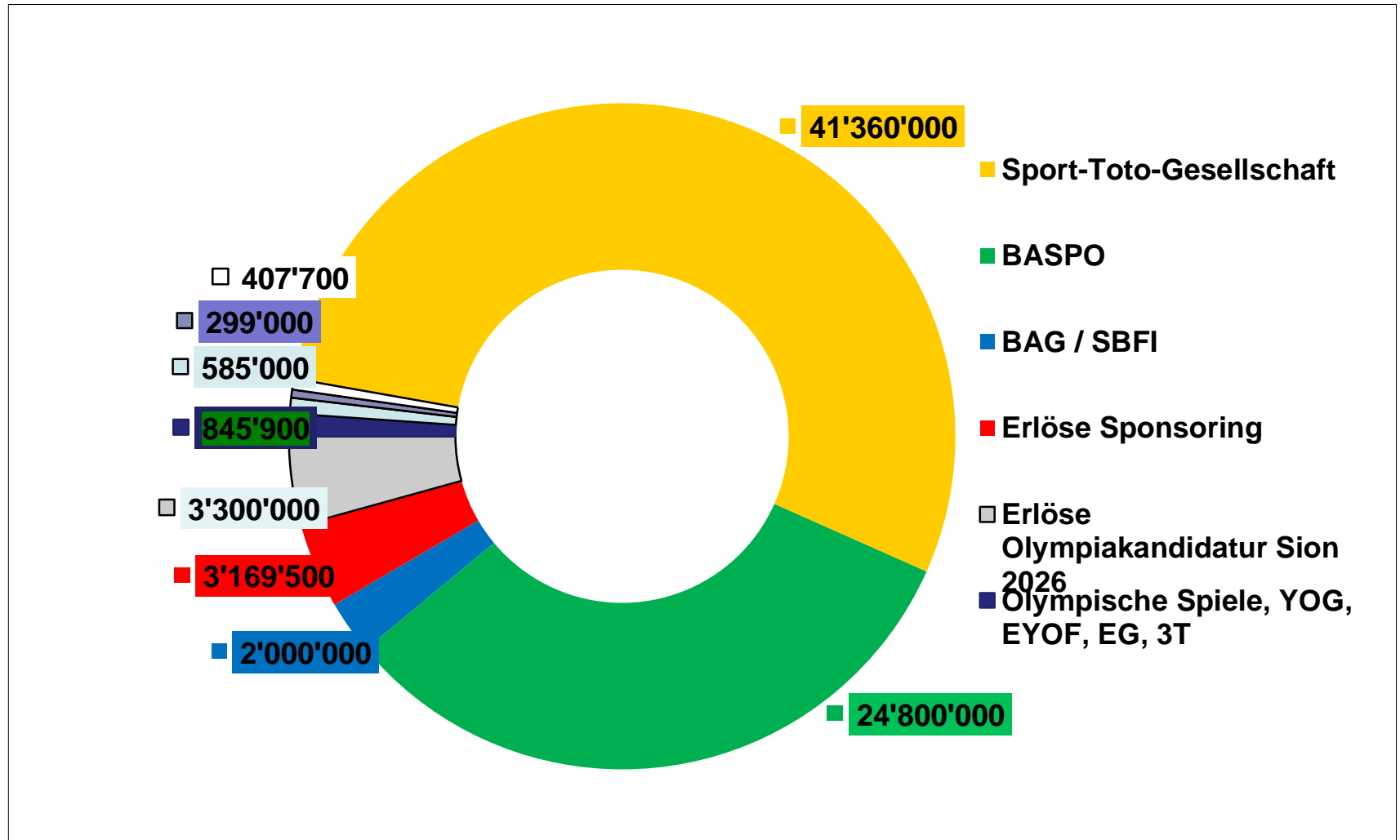
Cash Flows in the Swiss Elite Sport System (Figures 2010 in millions CHF)



SPLISS (2012)

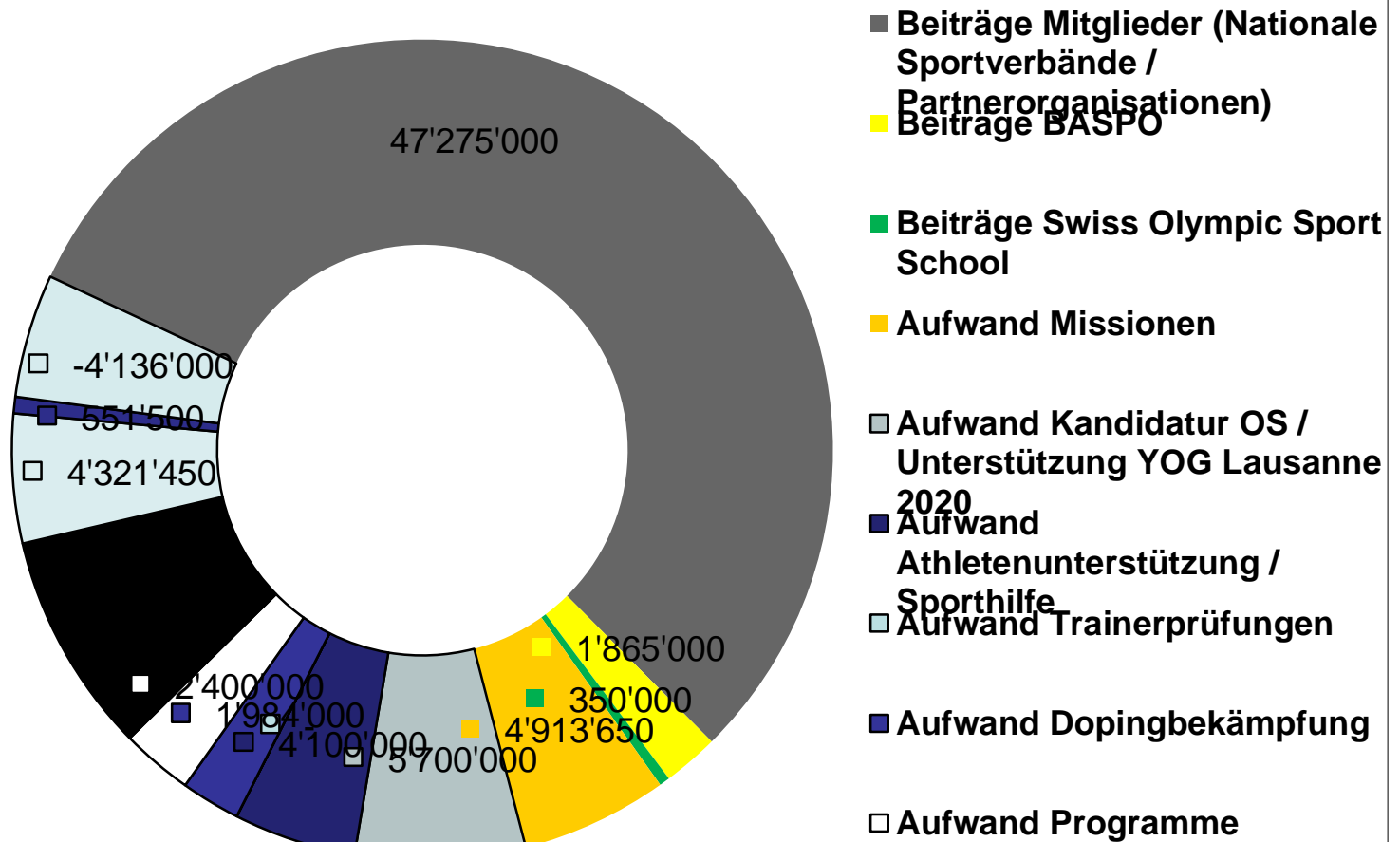
Budget 2018 – Income

CHF 76 Mio. (2017 CHF 56 Mio.)

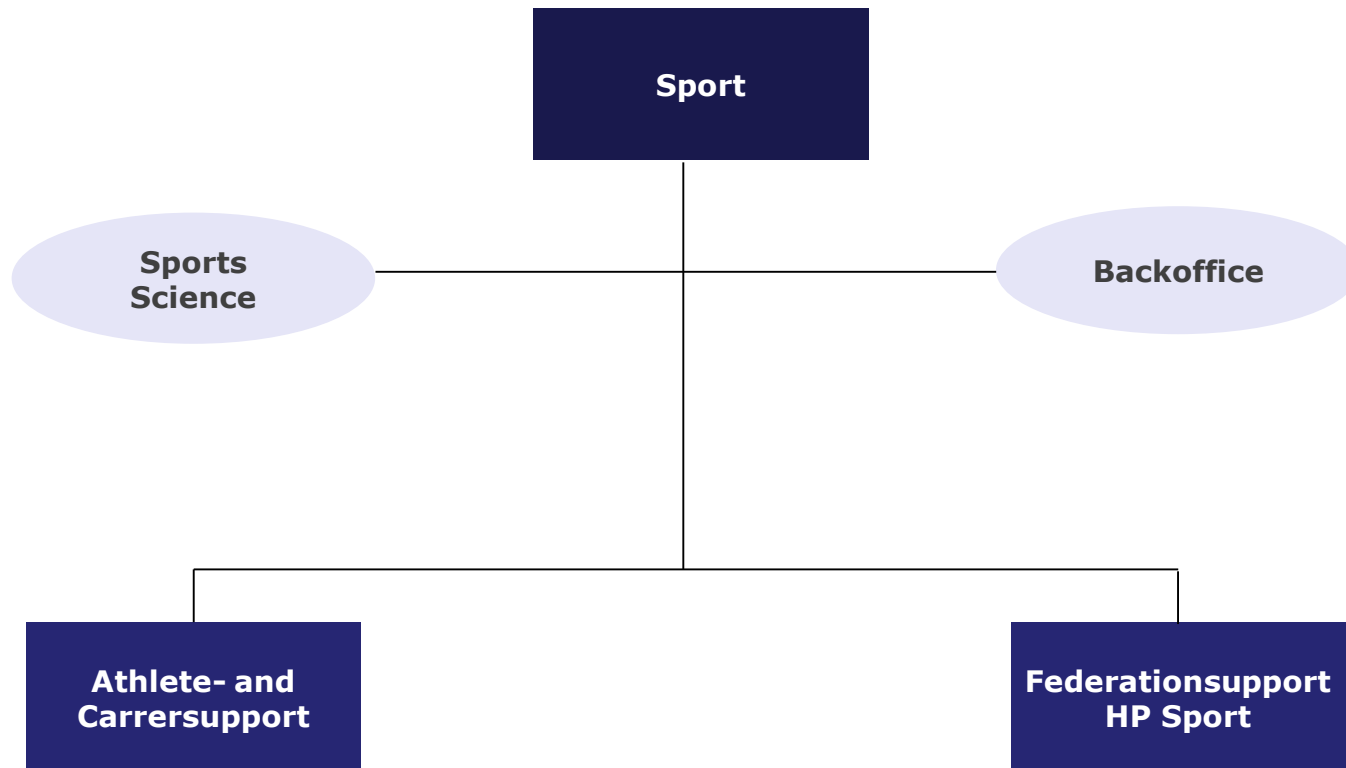


Budget 2018 – Expenses

CHF 76 Mio. (2017 CHF 56 Mio.)



Organisational Chart Sport Department



What does Federation Support do?



- Team of 5
- Consulting & controlling – critical friend approach
- Classification of NF sport disciplines
- Funding allocation
- Selection processes:
 - Youth & Junior athletes (Swiss Olympic Talent Cards)
 - Olympic Missions (Youth and Elite)
- Coordination of all sorts – quest for efficiency and effectiveness in the sport system

Classification/ Ranking 2017

	Einstufung 1	Einstufung 2	Einstufung 3	Einstufung 4	Einstufung 5
Christof Baer	Beachvolleyball Fussball Männer Langlauf Leichtathletik Schwimmen Segeln/Windsurfen Ski Alpin Ski Freestyle Snowboard	Biathlon Bob Fussball Frauen Judo Skispringen	Handball Männer Ju-Jitsu Kanu: Slalom Rodeln Skeleton Synchronschwimmen Volleyball Frauen Wasserspringen	Boxen Handball Frauen Kanu: Polo Kanu: Regatta Kanu: Wildwasser Abfahrt Kendo Leichtathletik-Berglauf Nordische Kombination Telemark Volleyball Männer	PluSport Behindertensport Schweiz (*) Schweizer Paraplegiker Vereinigung (*) Wasserball Frauen Wasserball Männer
Michel Bonny	Eishockey Männer Fechten Kunstturnen Rudern	Eishockey Frauen Karate Unihockey Frauen Unihockey Männer	Badminton Eiskunstlauf Fallschirm Gleitschirm Rhythmische Gymnastik Ringen	Ballonfahren Delta/Drachenfliegen Eisschnelllauf Faustball Landhockey Frauen Landhockey Männer Modellflug Segelflug Taekwondo Tauziehen Tischtennis Trampolin	Gewichtheben Motorflug Short Track Synchronized Skating
Florian Peiry	Curling Pferdesport: Springen Rad: MTB Rad: Strasse Sportschiessen Tennis	Orientierungslauf Rad: Bahn Sportklettern Triathlon	Golf Rad: BMX Rad: Kunstradfahren Skitourenrennen Squash	Basket 3x3 Basketball Frauen Basketball Männer Bike-OL Bogenschiessen Duathlon Pferdesport: Concours Complet Pferdesport: Dressur Pferdesport: Endurance Pferdesport: Fahren Pferdesport: Voltigieren Rad: Quer Rad: Radball Rad: Trial Ski-OL Wasserski/Wakeboard	Clay Shooting Pentathlon Pferdesport: Reining Rugby Frauen Rugby Männer

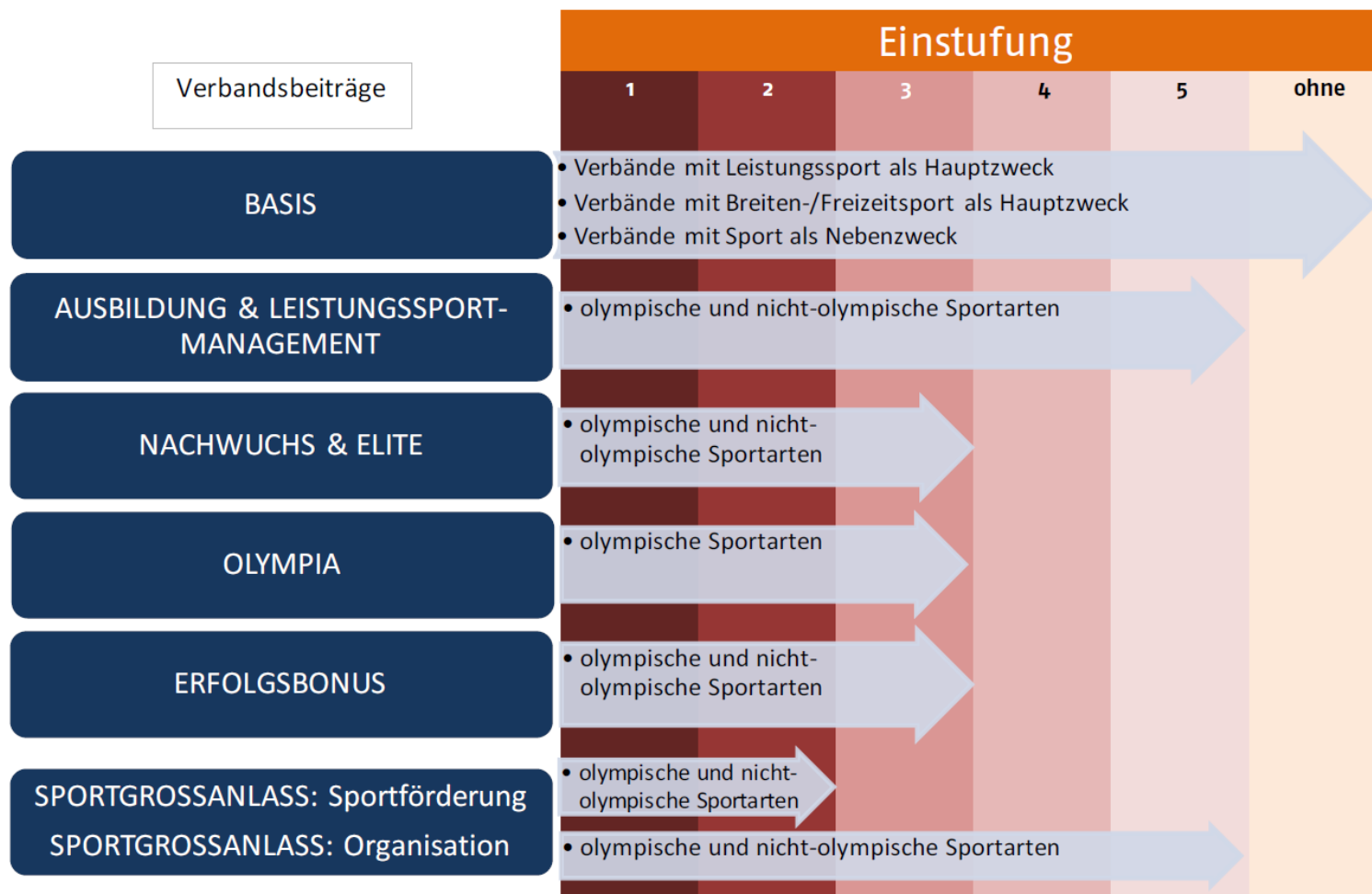
How do we rank/classify the sports?

- Ranking counts for one Olympic Cycle
- Classification 1-5, Olympic & Non-Olympic
- Criteria:
 - Past results
 - Future potential
 - Quality of work
 - Importance of the sport

Ranked sports

- Classification 1: 26-37 points
- Classification 2: 20-25 points
- etc.
- Total of 19 classification 1 sports:
 - Tennis, Mountainbike, Beachvolleyball, Soccer men, cross country skiing, alpine skiing, icehockey men, etc.
- Total of 13 classification 2 sports
- Total of 19 classification 3 sports
- Approx. 130 classified sports (50% olympic)

What do we support?



What do we Support?

- Basis
- Performance Sport – structural
- Youth/Junior & Elite – coaches & measures
- Professional coaches Elite & Youth
- 10 Performance centres
- Olympic – general & specific (if high potential)
- Services: Swiss Olympic Card, Career Programme, Medical Centers, Training Bases, Consultant, etc.
- Athletes – gold, silver, bronze, Talent

Summing up...!



Some Reflections...

- NF's get between 15000 CHF – 6.5 Mio from SO
- Big difference 2016-2018
- Funding – granted over a period or always at stake?
- Are some medals more golden than others?
- Diversification vs. specialisation?
- Strengthening vs. leading the NF's?
- Classification system – fair or unfair? e.g. team vs. individual sports



Questions & Remarks

Now or later:

david.egli@swissolympic.ch

National Supporter

Leading Partners









